



BOARD OF GOVERNORS

Finance & Budget Committee Meeting

January 22, 2025 • 1:00 PM

Lobby Conference Room 100

1055 W. 7th Street, Los Angeles, CA 90017

*L.A. Care offices have moved to 1200 W. 7th Street, Los Angeles, CA 90017.
Public meetings will continue to be held in the Board Room at 1055 W. 7th Street.*

DRAFT



AGENDA

**Finance & Budget Committee Meeting
Board of Governors**

Wednesday, January 22, 2025, 1:00 P.M.
1055 West 7th Street, Conference Room 100, 1st Floor
Los Angeles, CA 90017

Members of the Committee, staff and the public can attend the meeting in person at the address listed above. Public comment can be made in person at the meeting. A form will be available at the meeting to submit public comment.

To listen to the meeting via videoconference please register by using the link below:

<https://lacare.webex.com/lacare/j.php?MTID=m8ac2540cdb9496b9e170c97517d01469>

To listen to the meeting via teleconference please dial: +1-213-306-3065

Meeting Number 2495 943 2044 Password: lacare

Teleconference Site

Nina Vaccaro

Community Clinic Association of Los Angeles County
445 S. Figueroa Street, Suite 2100
Los Angeles, CA 90071

The purpose of public comment is an opportunity for members of the public to inform the governing body about their views. The Committee appreciates hearing the input as it considers the business on the Agenda.

The process for public comment is evolving and may change at future meetings.

All votes in a teleconferenced meeting shall be conducted by roll call.

If you are an individual with a disability and need a reasonable modification or accommodation pursuant to the Americans with Disabilities Act (ADA) please contact L.A. Care Board Services staff prior to the meeting for assistance by text to 213 628-6420 or by email to BoardServices@lacare.org.

Welcome

Stephanie Booth, MD, *Chair*

1. Approve today's Agenda *Chair*
2. Public Comment *(Please read instructions above.)* *Chair*
3. Approve Consent Agenda *Chair*
 - November 20, 2024 Meeting Minutes **p 4**
 - OptumInsight, Inc. Contract Amendment to continue to support L.A. Care with post-payment Data Mining services **(FIN 100) p 15**
 - Contract with Complete Cleaning Services to provide janitorial services for L.A. Care's Community Resource Centers **(FIN A) p 17**
4. Chairperson's Report *Chair*
5. Chief Executive Officer Report Martha Santana-Chin
 - Fire Disaster Response and Recovery Support Efforts *Chief Executive Officer*

Committee Issues

6. Chief Financial Officer's Report
- Financial Report – October and November 2024 **(FIN 101)** p 19
 - Monthly Investment Transactions Reports October and November 2024 (Informational Only) p 38
7. Delegate to Martha Santana-Chin, Chief Executive Officer, discretionary authority to enter into contractual agreements to perform capital improvements and purchase equipment to build-out floors 1, 5, 6 and 7 in the 1200 W. 7th Street Building. **(FIN 102)** p 116
8. Public Comment on Closed Session Items *(Please read instructions above.)*

Afzal Shah
Chief Financial Officer
Jeff Ingram
Deputy Chief Financial Officer

Lance MacLean
Senior Director, Facilities Services

Chair

ADJOURN TO CLOSED SESSION (Est. time: 10 mins.)

Chair

9. REPORT INVOLVING TRADE SECRET
Pursuant to Welfare and Institutions Code Section 14087.38(n)
Discussion Concerning New Service, Program, Technology, Business Plan
Estimated date of public disclosure: *January 2027*
10. CONTRACT RATES
Pursuant to Welfare and Institutions Code Section 14087.38(m)
- Plan Partner Rates
 - Provider Rates
 - DHCS Rates

RECONVENE IN OPEN SESSION

ADJOURNMENT

Chair

The next Finance & Budget Committee meeting is scheduled on **Wednesday, February 26, 2025 at 1:00 p.m.** and may be conducted as a teleconference meeting.

The order of items appearing on the agenda may change during the meeting.

ACTION MAY NOT BE TAKEN ON ANY MATTER RAISED DURING THE PUBLIC COMMENT PERIODS UNTIL THE MATTER IS SPECIFICALLY LISTED ON A FUTURE AGENDA, according to California Govt Code Section 54954.2 (a)(3) and Section 54954.3.

AGENDA and PRINTED MEETING MATERIALS ARE AVAILABLE FOR INSPECTION 72 HOURS BEFORE THE MEETING:

1. At L.A. CARE'S Website: <http://www.lacare.org/about-us/public-meetings/board-meetings>
2. L.A. Care's Reception Area, Lobby, at 1055 W. 7th Street, Los Angeles, CA 90017, or
3. by email request to BoardServices@lacare.org

Any documents distributed to a majority of the Executive Committee Members regarding any agenda item for an open session after the agenda and meeting materials have been posted will be available for public inspection by email request to BoardServices@lacare.org

An audio recording of the meeting is made to assist in writing the minutes and is retained for 30 days.

Meetings are accessible to people with disabilities. Individuals who may require any accommodations (alternative formats – i.e., large print, audio, translation of meeting materials, interpretation, etc.) to participate in this meeting and wish to request an alternative format for the agenda, meeting notice, and meeting packet may contact L.A. Care's Board Services Department at (213) 628 6420. Notification at least one week before the meeting will enable us to make reasonable arrangements to ensure accessibility to the meetings and to the related materials.

BOARD OF GOVERNORS

Finance & Budget Committee

Meeting Minutes – November 20, 2024

1055 W. 7th Street, Los Angeles, CA 90017



L.A. Care
HEALTH PLAN

Members

Stephanie Booth, MD, *Chairperson*
Alvaro Ballesteros, MBA
G. Michael Roybal, MD
Nina Vaccaro **

*Absent ** Via Teleconference

Management/Staff

John Baackes, *Chief Executive Officer*
Sameer Amin, MD, *Chief Medical Officer*
Terry Brown, *Chief of Human Resources*
Augustavia Haydel, *General Counsel*
Todd Gower, *Interim Chief Compliance Officer*
Linda Greenfeld, *Chief Products Officer*

Alex Li, MD, *Chief Health Equity Officer*
Tom MacDougall, *Chief Technology & Information Officer*
Noah Paley, *Chief of Staff*
Acacia Reed, *Chief Operating Officer*
Afzal Shah, *Chief Financial Officer*

AGENDA ITEM/PRESENTER	MOTIONS / MAJOR DISCUSSIONS	ACTION TAKEN
CALL TO ORDER	Stephanie Booth, MD, <i>Committee Chairperson</i> , called the L.A. Care and JPA Finance & Budget Committee meetings to order at 1:00 p.m. The meetings were held simultaneously. She welcomed everyone and summarized the process for public comment during this meeting.	
APPROVE MEETING AGENDA	The agenda for today's meeting was approved.	Approved unanimously by roll call. 3 AYES (Ballesteros, Booth, and Roybal)
PUBLIC COMMENTS	There were no public comments.	
APPROVE CONSENT AGENDA	<p>Chairperson Booth requested a discussion of the Claris Health (formerly Santé Analytics) motions FIN 102 and FIN 104, and FIN 105 WiPro Contract, for clarification.</p> <p>Chairperson Booth asked about the Scopes of Work (SOWs) 5 and 7 for Claris Health. The SOWs seem to be about recovering payments that are not made correctly, except one SOW that goes to 2027. The other is a new contract for the same time period.</p> <p>Acacia Reed, <i>Chief Operating Officer</i>, responded that SOW 5 is for data mining, contract modeling and overpayment algorithms developed from the Claris library with a resource to help customize the algorithms. SOW 7 is for prepayment claims editing. SWO 5 is analytics and SOW 7 is prepayments claims editing. Ms. Reed added that there is a SOW 7 and there are six active SOWS under that agreement. The payment integrity program began around</p>	

AGENDA ITEM/PRESENTER	MOTIONS / MAJOR DISCUSSIONS	ACTION TAKEN
	<p>2017-2018, as the functionality within that program continues to grow, additional SOWs were added for housing, collecting and analyzing information, to ensure monitoring and acting upon waste and abuse. There is a SOW for the actual platform and separate SOWs for the services that operate within that platform.</p> <p>For the WiPro Contract, Chairperson Booth asked about separate services and if WiPro has better features or what it does that is different. She remembers hearing that an RFP was to have been conducted in August to assess the member 360 function. Ms. Reed noted that the SOW for WiPro compares to ImageNet, a vendor that does similar services. Staff contracted with an additional vendor for claims transactions in the Change Healthcare experience in February 2024. L.A. Care cannot depend on one vendor to process claims. This WiPro contract specifically helps process claims adjustments for provider disputes to meet timeliness and the accuracy quality requirements. It is a separate functional operation. L.A. Care has reviewed and completed an RFP for the member 360 functions.</p> <ul style="list-style-type: none"> • October 23, 2024 Meeting Minutes • Availity, LLC Contract to support L.A. Care with Electronic Claims Clearinghouse Services <u>Motion FIN 100.1124*</u> To authorize the staff to enter into a new contract and SOW #1 with Availity, LLC, for an overall contract amount of \$7,000,000, with a contract term from February 1, 2025 through January 31, 2030, for a total term of 5 years. This contract and SOW will allow Availity, LLC, to support L.A. Care with Electronic Claims Clearinghouse services through January 31, 2030. • Claris Health (formerly Santé Analytics) Contract Amendments: <ul style="list-style-type: none"> ○ Scope of Work 2 (A3) to support L.A. Care with a centralized overpayment repository with workflow capabilities to allow L.A. Care to manage and warehouse internal payment integrity audits and vendor audits. <u>Motion FIN 101.1224*</u> To authorize L.A. Care staff to enter into SOW #2 Amendment #3 with Claris Health (formerly Santé Analytics), increasing the overall contract amount from \$3,446,916 to \$5,591,916, an incremental increase of \$2,145,000, and increasing the contract terms from January 1, 2021 through December 31, 2024, to January 1, 2025 through December 31, 2027, an incremental term of 3 years. This amendment will allow Claris Health to continue to support L.A. Care with a 	<p>Approved unanimously by roll call. 3 AYES</p> <p>The Committee approved including FIN 100, FIN 101, FIN 103, and FIN 106 to the Consent Agenda for the December 5, 2024 Board of Governors meeting.</p> <p>FIN A does not require full Board approval.</p>

AGENDA ITEM/PRESENTER	MOTIONS / MAJOR DISCUSSIONS	ACTION TAKEN
	<p>centralized overpayment repository with workflow capabilities to allow L.A. Care to manage and warehouse internal payment integrity audits and vendor audits, through December 31, 2027.</p> <ul style="list-style-type: none"> ○ Scope of Work 4 (A3) continue providing the Pareo Audit License and a full time Claris Health analytics resource. <u>Motion FIN A.1124*</u> To authorize the staff to enter into Amendment 3 for SOW 4 with Claris Health (formerly Santé Analytics), increasing the overall contract amount from \$2,951,108 to \$3,671,108, an incremental increase of \$720,000, and increasing the contract terms from July 1, 2021 through December 31, 2024, to January 1, 2025 – December 31, 2027, an incremental term of 3 years. This amendment will allow Claris Health to continue to supply L.A. Care with a Pareo Audit License and a full time Claris analytics resource, through December 31, 2027. ○ Scope of Work 6 (A2) to continue to support L.A. Care by providing Pareo clinical analytics algorithms, medical record request operations, a full time Claris Health clinical healthcare expert, and access to Claris Health’s Optical Character Recognition (OCR) software. <u>Motion FIN 103.1224*</u> To authorize the staff to enter into Amendment 2 for SOW 6 with Claris Health (formerly Santé Analytics), increasing the overall contract amount from \$4,076,950 to \$6,056,950, an incremental increase of \$1,980,000, and increasing the contract terms from January 1, 2022, through December 31, 2024, to January 1, 2025, through December 31, 2027, an incremental term of three years. This amendment will allow Claris Health (formerly Santé Analytics), to continue to support L.A. Care by providing Pareo clinical analytics algorithms, medical record request operations, a full time Claris Health clinical healthcare expert, and access to Claris Health’s Optical Character Recognition (OCR) software through December 31, 2027. ● Quarterly Investment Report for the quarter ending September 30, 2024 <u>Motion FIN 106.1224*</u> To accept the Quarterly Investment Report for the quarter ending September 30, 2024, as submitted. 	

AGENDA ITEM/PRESENTER	MOTIONS / MAJOR DISCUSSIONS	ACTION TAKEN
	<p>Claris Health (formerly Santé Analytics) Contract Amendment Scope of Work 5 (A3) to continue supporting L.A. Care with Pareo Analytics to ensure continued progress in optimizing L.A. Care’s payment integrity efforts and maximizing savings. <u>Motion FIN 102.1224</u> To authorize the staff to enter into Amendment 3 to SOW 5 with Claris Health (formerly Santé Analytics), increasing the overall contract amount from \$600,000 to \$9,585,825, an incremental increase of \$8,985,825, and increasing the contract terms from January 1, 2022 through December 31, 2024 to January 1, 2025 through December 31, 2027, an incremental term of 3 years. This amendment will allow Claris Health (formerly Santé Analytics) to continue supporting L.A. Care with Pareo Analytics through December 31, 2027, as we implement additional concepts and enhance recoveries. This extension ensures continued progress in optimizing our payment integrity efforts and maximizing savings.</p> <p>Claris Health (formerly Santé Analytics) Contract Amendment Scope of Work 7 (New Contract) Pareo Pre-Pay analytics services. <u>Motion FIN 104.1224</u> To authorize staff to execute a new contract in the amount of \$7,680,000 with Claris Health for Pareo Pre-Pay analytics services for the period of January 1, 2025 through December 31, 2027.</p> <p>WiPro Contract to perform claims processing, Provider Dispute Resolution processing, claims adjustment processing, and Payment Integrity pre-payment data mining validation and processing services. <u>Motion FIN 105.1224</u> To authorize the staff to enter into a contract with WiPro LLC. for \$9,813,834 and for the term of January 01, 2025 to December 31, 2027. This contract will allow WiPro LLC. to perform claims processing, Provider Dispute Resolution processing, claims adjustment processing, and Payment Integrity pre-payment data mining validation and processing services.</p>	<p>FIN 102, FIN 104, and FIN 105, were approved unanimously by roll call. 4 AYES (Ballesteros, Booth, Roybal, and Vaccaro)</p> <p>The Committee approved including FIN 102, FIN 104, and FIN 105, on the Consent Agenda for the December 5, 2024 Board of Governors meeting.</p>
<p>CHAIRPERSON’S REPORT</p>	<p>Chairperson Booth expressed that things are progressing in the finance and budget process, as well as the papers for the Committee to review. There are changes that will occur after the end of the year to update reporting. The statements of work are separated, which helps in following the cost for each statement of work.</p>	

AGENDA ITEM/PRESENTER	MOTIONS / MAJOR DISCUSSIONS	ACTION TAKEN
	<p>Chairperson Booth thanked the Finance Department for their help in making this so much more user friendly. The changes make it easier to follow what is happening at L.A. Care.</p> <p><u>Public Comment from Andria McFerson</u> <i>Sorry. Oh it was not on. Thank you. Sorry about that. Do I need to repeat myself? I think you guys heard me, right? Okay, so with that being said, having the RCACs be funded with our organization so that we can give back to the community and do things like peer on peer counseling or peer on peer informational type of technique to where we can give to the public like the homeless and people that are going through what we are going through with our health disparities first hand, where we can give that eye to eye peer on peer connection. And with that, if the finance department has anything to do with that, I would ask that they consider the RCACs so that we can give back to the community and do whatever is necessary in order to fight against homelessness, in order to fight against high mortality rates, in order to fight against a lot of different things that people are going through and it could be anything from domestic violence victims, it could be anything from seniors and we need that overall interconnection with the community in itself. So, we need to broaden the RCACs and make it so that they understand how important they are. And, as far as our budget goes and different things like that, we have had, different issues having to do with the distribution of finances for the RCACs so that we can have our own specific events and then also cohesively with other organizations and things like that. So, I would hope that the Committee consider giving us access to mental health. Or, let's put it this way. I have a friend that has an addiction and he's been fighting against it for a long time. He's part of the RCACs and he is a survivor. And he would like to give information. He knows a lot of different organizations in different areas of therapy, and he would love to give that back to the community, but he has not had an opportunity because he doesn't have that open form of communication and the RCACs would be perfect for that.</i></p> <p>Chairperson Booth thanked Ms. McFerson for her comment and noted that the Board recently approved L.A. Care's budget for the coming year, including a budget for the RCACs. Chairperson Booth added that she was just trying to answer the question in general. She noted that generally, the department, it would be the TTECAC and RCACs, develop a plan for what you want to do with estimate of how much will be needed for the project and then ask for the budget for it. There always has to be a reason to be able to do a project. If it is a well-developed project that you want to do and L.A. Care finds it reasonable, L.A. Care would be willing to fund it.</p>	

AGENDA ITEM/PRESENTER	MOTIONS / MAJOR DISCUSSIONS	ACTION TAKEN
<p>CHIEF EXECUTIVE OFFICER'S REPORT</p>	<p>John Baackes, <i>Chief Executive Officer</i>, commended Afzal Shah, <i>Chief Financial Officer</i>, for the two best years financially that L.A. Care has had. The report for this year is particularly important because it incorporates a retroactive negative adjustment for about \$280 million by California Department of Health Care Services (DHCS) of 2023 premiums as DHCS determined that the acuity level of the members was lower than estimated in the rate development. Health plans have objected because now the members with lower acuity were kept enrolled during the pandemic and then disenrolled in the eligibility redeterminations in the last year. The remaining members have a higher acuity, and DHCS' approach is to return to the routine actuarial exercise of looking back three years and trending forward. The health plans are pushing back as DHCS was quick to consider an overpayment, but not as quick to recognize an underpayment and adjust the rates accordingly.</p> <p>In a meeting held last week with the Director of DHCS, it was acknowledged that the rates distributed for 2025 may not be the final rates. It was not affirmed exactly how the shortfall would be recognized. The points health plans were making were not acknowledged. L.A. Care is in a very good position relative to its reserves. The next year may be difficult financially for health plans. With the results of the federal election and the announcement of the nominees to lead the Department of Health and Human Services (DHHS) and Centers for Medicare and Medicaid Services (CMS), the future is uncertain. Based on comments made by nominees and the track record of the incoming administration, Medicaid funding and the Affordable Care Act are targets for adjustments. Medicare probably will be targeted too, but likely not as much. Mr. Baackes thanked the good stewardship of Mr. Shah in getting L.A. Care to where it is, and his ability to negotiate along with the team consisting of Noah Paley, <i>Chief of Staff</i>, to get to better risk adjusted reimbursement for the largest providers. This has contributed to the good financial results.</p> <p>Chairperson Booth thanked Mr. Baackes. She added that this is actually not just one person, it is L.A. Care leadership, the Board, and L.A. Care employees that are responsible for the two good years. She agreed 2025 would be a tough year. She shared that several local health plans are experiencing losses for 2024 and projecting losses going forward. It will be a tough environment even without the election, but with the election there are other outside forces that may make things worse.</p>	

AGENDA ITEM/PRESENTER	MOTIONS / MAJOR DISCUSSIONS	ACTION TAKEN
COMMITTEE ITEMS		
<p>Chief Financial Officer’s Report</p> <ul style="list-style-type: none"> Financial Report 	<p>Jeffrey Ingram, <i>Deputy Chief Financial Officer</i>, reported on the Financial Performance through September 2024 (<i>a copy of the report can be obtained by contacting Board Services</i>).</p> <p><u>Membership</u></p> <ul style="list-style-type: none"> Total membership for the month of September was 2.6 million members, which is around 215,000 favorable to the 4+8 forecast. Year-to-Date (YTD) member months are just under 32 million or 937,000 favorable to the 4+8 forecast. <ul style="list-style-type: none"> Most of the favorability continues from Medi-Cal as enrollment has been higher than expected post-redeterminations. L.A. Care Covered (LACC) has also been a consistent driver in favorability primarily due to SB260 and their competitive price position. The favorability will likely continue into the next fiscal year as our budget assumes a slight monthly decrease and our recent trend has shown a slight increase. <p><u>Consolidated Financial Performance</u></p> <p>Net surplus of \$134.3 million for the month of September excluding Housing and Homelessness Incentive Program/ Incentive Payment Program (HHIP/IPP) which is \$203 million favorable to forecast. This is a swing from \$83 million loss reported last month.</p> <p><u>Revenue is \$195 million favorable</u></p> <ul style="list-style-type: none"> Driven by Rate Updates including: <ul style="list-style-type: none"> \$39 million Acuity adjustment swing from August \$65 million Calendar Year (CY) 2024 Final Rates \$33 million supplemental (Community Based Adult Services [CBAS], Ground Emergency Medical Transportation [GEMT], Maternal Kick [M-Kick]) \$68 million in additional membership <p><u>Medical Expenses are \$13 million favorable</u> - driven by updated CY 2024 rates offsetting with higher incurred claims and capitation tied to membership.</p> <p><u>Operating Expenses are (\$4.6 million) unfavorable</u> (\$2.8 million) is tied to Incentive Payment Program (IPP) (\$5.6 million) in professional fees due ongoing litigation support and enforcement matters</p>	

AGENDA ITEM/PRESENTER	MOTIONS / MAJOR DISCUSSIONS	ACTION TAKEN
	<p>(\$13.1 million) Amortization true-up, which Sep 2024 booking consists of prior FY 2022-23 \$1.1 million + FY 2023-24 true-up \$14.9 million \$16.8 million favorable in medical administration</p> <p>Non-Operating Expenses are (\$11.4 million) unfavorable due to MCO Tax true-up</p> <p>YTD's net surplus was \$419 million, \$272 million favorable to the forecast when HHIP and IPP are excluded. Net income % of 3.9% 1.9% when you subtract investment income.</p> <p><u>Revenue is \$295 million favorable</u> \$309 million Membership \$110 million CY 2024 Rate including long-term care (LTC) \$43 million Maternity Kick \$22 million CBAS Partially offset by CY 2023 acuity rate adjustment (\$113 million), Risk Corridors/Adjustments (\$69 million), HHIP/IPP (\$33 million) and Cal MediConnect (CMC) CY2021 Disenrollment Penalty (\$4 million)</p> <p><u>Medical Expenses are (\$3M) unfavorable</u> (\$305 million) Membership (\$156 million) Incurred Claims (\$20 million) CY 2023 Shared Risk True-Up (\$15 million) Risk Corridors/Adjustments (\$3 million) Maternity Kick Partially offset by Capitation favorability +\$203 million, CY 2024 Rates (PP) +\$94 million, HHSS Recovery +\$78 million, HHIP/IPP +\$44 million, CY2023 Acuity Rate Adjustment +\$36 million, Provider Incentives +\$24 million, Shared Risk +\$7 million, Student Behavioral Health Incentive Program (SBHIP) +\$7 million, and CMC CY 2021 Disenrollment penalty +\$3 million</p> <p><u>Operating Expense (\$19.4 million)</u> (\$3.2 million) tied to IPP</p> <p><u>Operating Expense (\$16.3 million) when excluding IPP</u> (\$14 million) Sanctions/Penalties - \$7 million covered CA quality, \$5 million sanction improper payments (\$9 million) SBITA</p>	

AGENDA ITEM/PRESENTER	MOTIONS / MAJOR DISCUSSIONS	ACTION TAKEN
	<p>(\$8 million) Legal related expenses \$4 million) S&B \$3.8 million Advertising & Promotions \$5.4 million Medical Administration</p> <p><u>Non-Operating Income is \$7.2 million favorable</u> <u>Favorability driven by higher Interest Income, unrealized gains</u></p> <p><u>Consolidated Financial Performance – Six Year Trend</u> <u>Mr. Ingram explained that</u> anytime there is a higher surplus than anticipated, it is important to review prior years as a weighted average.</p> <p>The last two years have benefited from the Federal Reserve rating action. In the outcome of the election, the Federal has walked back on further cuts this year, which actually helps the portfolio.</p> <p>\$216 million of the surplus this year is coming from investment activity. It is not expected for L.A Care to continue to see a 4% surplus. – The FY 2024-25 budget assumes a surplus of 1.5%. The original FY 2023-24 budget assumed a \$302 million surplus or 2.7%; \$225 million favorable.</p> <p><u>Consolidated Financial Performance vs Budget</u> <u>Mr. Ingram displayed a</u> waterfall view of the variances from the original budgeted surplus of \$302 million to final surplus of \$419 million.</p> <ul style="list-style-type: none"> • 2 larger positive variances <ul style="list-style-type: none"> ○ \$398 million Rate favorability ○ \$131 million investment income • 3 items to call out on the expense side <ul style="list-style-type: none"> ○ \$91 million increase in administrative expenses ○ \$125 million in risk corridor/risk adjustment impacts ○ \$153 million in incurred claims <p>That gets to the \$527 million net surplus with HHIP/IPP and \$419 million without it.</p> <p><u>Key Financial Ratios</u></p> <ul style="list-style-type: none"> • Favorability in the rates for Medi-Cal is driving the better than anticipated Medical Care Ratio (MCR), though we are on target with rate development. • DSNP tracking ahead of forecast 	


AGENDA ITEM/PRESENTER	MOTIONS / MAJOR DISCUSSIONS	ACTION TAKEN
	<ul style="list-style-type: none"> • LACC is unfavorable to forecast due to the Risk Adjustment Factor (RAF) score adjustment from 0.70 to 0.64 and higher than anticipated healthcare expenses. • PASC is virtually flat to the forecast. • Overall MCR is favorable to forecast both with and without IPP/HHIP <ul style="list-style-type: none"> ○ 90.8% vs 93.3% ○ 91.7% vs 94.1% excl HHIP/IPP • Administrative ratio is back in-line with the increase in revenue for CY 2024, balance between administrative dollar target and administrative ratio. Revenue will flex, need to adjust spend accordingly. • Balance sheet metrics all satisfying benchmarks with no caveats for pass-through funds. <p>The Tangible Net Equity (TNE) is healthy at 881%, with 91 days of cash on hand.</p> <p><u>Motion FIN 107.1224</u> To accept the Financial Reports as of September 2024, as submitted.</p>	<p>Approved unanimously by roll call. 4 AYES</p>
<ul style="list-style-type: none"> • Monthly Investment Transactions Reports 	<p>Mr. Ingram referred to the investment transactions reports included in the meeting materials (<i>a copy of the report is available by contacting Board Services</i>). This report is to comply with the California Government Code as an informational item. L.A. Care's total investment market value as of as of L.A. Care's total investment market value as of September 30, 2024, was \$3.6 billion.</p> <ul style="list-style-type: none"> • \$3.4 billion managed by Payden & Rygel and New England Asset Management (NEAM) • \$125 million in BlackRock Liquidity T-Fund • \$11 million in Los Angeles County Pooled Investment Fund • \$6 million in Local Agency Investment Fund 	
<ul style="list-style-type: none"> • Quarterly / Annual Internal Policy Reports 	<p>Mr. Ingram referred to the 4th Quarter and Annual Expenditure Reports required by L.A. Care Internal Policies for FY 2023-24 included in the meeting materials. (<i>A copy of the report is available by contacting Board Services</i>). L.A. Care internal policies require reports on expenditures for business related travel expenses incurred by employees, members of the Board of Governors, Stakeholder Committees, and members of the Public Advisory Committees. The Authorization and Approval Limits policy requires reports for executed vendor contracts for all expenditures and the Procurement Policy requires reports for all sole source purchases over \$250,000. These are informational items, and do not require approval.</p> <ul style="list-style-type: none"> • Policy AFS-004 (Non-Travel Expense Report) • Policy AFS-027 (Travel Expense Report) 	

AGENDA ITEM/PRESENTER	MOTIONS / MAJOR DISCUSSIONS	ACTION TAKEN
	<ul style="list-style-type: none"> • Policy AFS-006 (Authorization and Approval Limits) • Policy AFS-007 (Procurement) 	
Public Comments on the Closed Session agenda items.	There were no public comments.	
ADJOURN TO CLOSED SESSION	<p>The Joint Powers Authority Finance & Budget Committee meeting adjourned at 1:41 p.m.</p> <p>Augustavia J. Haydel, Esq., <i>General Counsel</i>, announced the items that the Committee will discuss in closed session. There was no public comment on the Closed Session items, and the meeting adjourned to closed session at 1:41 p.m.</p> <p>REPORT INVOLVING TRADE SECRET Pursuant to Welfare and Institutions Code Section 14087.38(n) Discussion Concerning New Service, Program, Technology, Business Plan Estimated date of public disclosure <i>November 2026</i></p> <p>CONTRACT RATES Pursuant to Welfare and Institutions Code Section 14087.38(m)</p> <ul style="list-style-type: none"> • Plan Partner Rates • Provider Rates • DHCS Rates 	
RECONVENE IN OPEN SESSION	<p>The meeting reconvened in open session at 2:00 pm.</p> <p>Ms. Haydel advised the public that no reportable action from the closed session.</p>	
ADJOURNMENT	The meeting adjourned at 2:00 pm.	

Respectfully submitted by:
Linda Merkens, *Senior Manager, Board Services*
Malou Balones, *Board Specialist III, Board Services*
Victor Rodriguez, *Board Specialist II, Board Services*

APPROVED BY:

Stephanie Booth, MD, *Chairperson*
Date Signed _____



L.A. Care
HEALTH PLAN®

Board of Governors
MOTION SUMMARY

Date: January 22, 2025

Motion No. FIN 100.0225

Committee: Finance & Budget

Chairperson: Stephanie Booth, MD

Issue: L.A. Care staff would like approval to amend Scope of Work (SOW) # 4 (PRO-000005513) increasing the contract amount by \$10,687,500, with OptumInsight, Inc. who provides post-payment Data Mining Services.

New Contract **Amendment** **Sole Source** **RFP/RFQ was conducted**

Background: The current OptumInsight, Inc. contract PRO-000005513, SOW # 4 Amendment # 2 is \$14,957,500, and is effective from May 12, 2023 until December 31, 2026.

The funds associated with SOW # 4 Amendment # 2 are exhausted due to the vendor exceeding recovery projections by a substantial margin. In 2023, recoveries were projected to be \$9,500,000, actual recoveries were \$20,448,077. In 2024, recoveries were projected to be \$9,750,000, actual recoveries were \$22,585,083. The additional recoveries exceeding projections totaled \$23,783,160, across both years resulting in fees totaling \$8,176,301, versus the originally projected fees of \$3,657,500.

L.A. Care staff requests approval to increase the contract amount from \$14,957,500 to \$25,645,000, an incremental increase of \$10,687,500. The vendor will continue to provide post-payment Data Mining Services. Post-payment data mining identifies and recovers overpayments by analyzing paid claims.

L.A. Care requires these services to meet its legal obligations under Medicare Integrity Program¹ and Title 28 provision and to increase Payment Integrity Programs², which mandate proactive measures to detect, investigate, and prevent fraud, waste, and abuse. These regulations guide us in responsibly administering our programs, preserving healthcare service integrity, and protecting financial resources.

We have partnered with this vendor since October 2017, and are highly satisfied with their performance. No request for proposal was conducted for this vendor as we have an existing contract, and continuing with the existing vendor would allow the L.A. Care Payment Integrity team to save time, resources, and initiation fees to procure and implement a new vendor.

We are projecting \$56,250,000, in recoveries in fiscal years 2024-2025, 2025-2026, and 2026-2027, based on the current recovery run rate. The associated contingency fees are \$10,687,500, throughout the remaining term of the contract.

¹ 42 U.S.C. § 1396a

² Cal. Code Regs. tit. 28 § 1300.71


Board of Governors
MOTION SUMMARY

Fiscal Year	FY 2024/2025	FY 2025/2026	FY 2026/2027 (Through 12/31/2026)	Total
Projected Recoveries	\$25,000,000	\$25,000,000	\$6,250,000	\$56,250,000
Projected Fees	\$4,750,000	\$4,750,000	\$1,187,500	\$10,687,500

Member Impact: L.A. Care members will benefit from this motion through reduced medical spending thus allowing for additional funds to remain in the Medicaid/Medicare Trust for future services.

Budget Impact: Vendor commissions related to the extension of this contract are included in the Fiscal Year 2024-2025 budget. Funding for future fiscal years will be requested during the budget process in the years impacted.

Motion: To authorize L.A. Care staff to enter into SOW #4 Amendment #3 with OptumInsight, Inc. increasing the contract amount from \$14,957,500 to \$25,645,000, an incremental increase of \$10,687,500. This amendment will allow OptumInsight, Inc. continue to support L.A. Care with post-payment Data Mining services.



L.A. Care
HEALTH PLAN

Board of Governors
MOTION SUMMARY

Date: January 22, 2024

Motion No. FIN A.0125

Committee: Finance & Budget

Chairperson: Stephanie Booth, MD

Issue: To enter into a new 3-year Master Service Agreement with Complete Cleaning Services (CCS) to provide janitorial services 6 days per week at our 14 operating Community Resource Centers (CRC's).

New Contract **Amendment** **Sole Source** **RFP/RFQ was conducted**

Background: L.A. Care now operates 14 Community Resource Centers (CRC's) delivering integrated health education and other services in communities where our members reside. Complete Cleaning Services (CCS) was the preferred janitorial vendor the past 3 years and has done an excellent job keeping our centers clean. Their current Service Agreement expires 12/31/24. Staff is requesting to enter into a new 3-year Master Service Agreement to provide janitorial services and an estimated consumable supplies budget (toilet paper, paper towels, hand soap, etc.) in the CRC locations listed in the table below:

CRC Janitorial Services


CRC Location	3-year cost	Estimated 3-year consumable supplies
Lynwood	\$135,168	\$50,400
Inglewood	\$158,108	\$50,400
Panorama City	\$162,896	\$50,400
Palmdale	\$135,532	\$50,400
EAST L.A.	\$132,250	\$50,400
Pomona	\$212,783	\$50,400
METRO L.A.	\$181,615	\$50,400
Wilmington	\$254,894	\$50,400
El Monte	\$222,105	\$50,400
Norwalk	\$202,042	\$50,400
Long Beach	\$237,436	\$50,400
Westside	\$155,431	\$50,400
South L.A.	\$186,128	\$50,400
Lincoln Heights	\$197,141	\$50,400
Sub total	\$2,573,529	
Special Clean	\$346,486	
	\$2,920,015	\$705,600
	TOTAL	\$3,625,615

Board of Governors
MOTION SUMMARY

Budget Impact: Funds are budgeted in the Facility Services department budget for FY 2024-25 and the remaining agreement term will be budgeted in future fiscal years.

Member Impact: L.A. Care members will benefit by receiving conveniently well-integrated health education resources and services at clean CRC locations in the communities in which they live.

Motion: **To authorize staff to enter into a new 3-year Master Service Agreement with Complete Cleaning Services (CCS) in an amount not to exceed \$3,625,615.**



L.A. Care
HEALTH PLAN®

Board of Governors
MOTION SUMMARY

Date: January 22, 2025

Motion No. FIN 101.0225

Committee: Finance & Budget

Chairperson: Stephanie Booth, MD

Requesting Department: Accounts & Finance Services

New Contract Amendment Sole Source RFP/RFQ was conducted

Issue: Acceptance of the Financial Reports for October and November 2024.

Background: N/A

Member Impact: N/A

Budget Impact: N/A

Motion: To accept the Financial Reports for October and November 2024, as submitted.



L.A. Care
HEALTH PLAN®

Financial Performance
October 2024
(Unaudited)



Financial Performance Results Highlights - Year-to-Date

October 2024

Overall

L.A. Care total member months are 2.6M, +69K favorable vs budget. Current financial performance resulted in a deficit of (\$19.5M) or (2.1%) margin and is (\$116.1M)/(1,195bps) unfavorable vs budget. The current unfavorability is driven by higher capitation expense (\$49.5M), lower revenue (\$48.8M), higher outpatient (\$32.0M) and skilled nurse facility claims (\$7.6M), higher unrealized losses (\$6.7M), and higher pharmacy claims (\$5.5M); partially offset by lower inpatient claims +\$20.4M, timing of provider incentives +\$8.2M, and lower operating expenses +\$6.7M.

Medi-Cal

Medi-Cal consists of members through our contracted providers and our contracted health plans ("Plan Partners"). Current member months are 2.4M, +61K favorable to budget. Current financial performance resulted in a surplus of +\$3.4M or +0.4% margin, (\$14.9M)/(192bps) unfavorable vs budget. The current unfavorability is driven by higher capitation expense (\$41.7M), higher outpatient (\$27.8M) and skilled nurse facility claims (\$6.6M), and higher unrealized losses (\$5.9M); partially offset by higher revenue +\$39.7M, lower inpatient claims +\$23.3M, and lower operating expenses +\$5.7M.

D-SNP

Effective January 1, 2023, members enrolled in CMC have been transitioned to our D-SNP plan. Current member months are 20K, flat vs budget. Current financial performance resulted in a deficit of (\$0.2M) or (0.8%) margin, (\$0.8M)/(261bps) unfavorable vs budget. The current unfavorability is driven by higher outpatient (\$0.9M) and skilled nurse facility claims (\$0.8M), and higher capitation expense (\$0.7M); partially offset by lower inpatient claims +\$1.2M and lower operating expenses +\$0.7M.

Commercial

L.A. Care Commercial consists of LACC and PASC-SEIU. Current member months are 243K, +9K favorable vs budget. Current financial performance resulted in a deficit of (\$16.8M) or (22.6%) margin, (\$14.4M)/(1,911bps) unfavorable vs budget. The current unfavorability is driven by higher capitation expense (\$7.1M), higher pharmacy (\$4.4M), inpatient (\$4.1M), and outpatient (\$3.3M) claims; partially offset by higher revenue +\$4.9M.

Incentive Programs

L.A. Care Incentive Programs consist of CalAIM Incentive Payment Program (IPP) and Housing and Homelessness Incentive Program (HHIP). Current financial performance resulted in a deficit of (\$1.4M), (\$86.3M) unfavorable vs budget, primarily driven by timing of revenue (\$93.4M); partially offset by timing of provider incentives +\$7.1M.



Consolidated Operations Income Statement (\$ in thousands)

October 2024

Current Actual		Current PMPM		Current Budget		Current PMPM		Current Fav/ (Unfav)		PMPM		YTD Actual		YTD PMPM		YTD Budget		YTD PMPM		YTD Fav/ (Unfav)		PMPM	
2,604,681				2,535,275				69,406				2,604,681				2,535,275				69,406			
\$ 931,238		\$ 357.52		\$ 980,021		\$ 386.55		\$ (48,783)		\$ (29.03)		\$ 931,238		\$ 357.52		\$ 980,021		\$ 386.55		\$ (48,783)		\$ (29.03)	
\$ 931,238		\$ 357.52		\$ 980,021		\$ 386.55		\$ (48,783)		\$ (29.03)		\$ 931,238		\$ 357.52		\$ 980,021		\$ 386.55		\$ (48,783)		\$ (29.03)	
\$ 473,923		\$ 181.95		\$ 424,384		\$ 167.39		\$ (49,539)		\$ (14.56)		\$ 473,923		\$ 181.95		\$ 424,384		\$ 167.39		\$ (49,539)		\$ (14.56)	
\$ 110,897		\$ 42.58		\$ 131,300		\$ 51.79		\$ 20,403		\$ 9.21		\$ 110,897		\$ 42.58		\$ 131,300		\$ 51.79		\$ 20,403		\$ 9.21	
\$ 149,612		\$ 57.44		\$ 117,642		\$ 46.40		\$ (31,969)		\$ (11.04)		\$ 149,612		\$ 57.44		\$ 117,642		\$ 46.40		\$ (31,969)		\$ (11.04)	
\$ 118,295		\$ 45.42		\$ 110,717		\$ 43.67		\$ (7,578)		\$ (1.75)		\$ 118,295		\$ 45.42		\$ 110,717		\$ 43.67		\$ (7,578)		\$ (1.75)	
\$ 23,372		\$ 8.97		\$ 17,887		\$ 7.06		\$ (5,485)		\$ (1.92)		\$ 23,372		\$ 8.97		\$ 17,887		\$ 7.06		\$ (5,485)		\$ (1.92)	
\$ 13,000		\$ 4.99		\$ 21,184		\$ 8.36		\$ 8,184		\$ 3.36		\$ 13,000		\$ 4.99		\$ 21,184		\$ 8.36		\$ 8,184		\$ 3.36	
\$ 11,714		\$ 4.50		\$ 12,685		\$ 5.00		\$ 970		\$ 0.51		\$ 11,714		\$ 4.50		\$ 12,685		\$ 5.00		\$ 970		\$ 0.51	
\$ 900,813		\$ 345.84		\$ 835,799		\$ 329.67		\$ (65,014)		\$ (16.18)		\$ 900,813		\$ 345.84		\$ 835,799		\$ 329.67		\$ (65,014)		\$ (16.18)	
96.7%				85.3%				(11.4%)				96.7%				85.3%				(11.4%)			
\$ 30,425		\$ 11.68		\$ 144,222		\$ 56.89		\$ (113,797)		\$ (45.21)		\$ 30,425		\$ 11.68		\$ 144,222		\$ 56.89		\$ (113,797)		\$ (45.21)	
\$ 53,155		\$ 20.41		\$ 59,805		\$ 23.59		\$ 6,651		\$ 3.18		\$ 53,155		\$ 20.41		\$ 59,805		\$ 23.59		\$ 6,651		\$ 3.18	
5.7%				6.1%				0.4%				5.7%				6.1%				0.4%			
\$ (22,730)		\$ (8.73)		\$ 84,416		\$ 33.30		\$ (107,146)		\$ (42.02)		\$ (22,730)		\$ (8.73)		\$ 84,416		\$ 33.30		\$ (107,146)		\$ (42.02)	
(2.4%)				8.6%				(11.1%)				(2.4%)				8.6%				(11.1%)			
\$ -		\$ -		\$ -		\$ -		\$ -		\$ -		\$ -		\$ -		\$ -		\$ -		\$ -		\$ -	
\$ (4,718)		\$ (1.81)		\$ (4,284)		\$ (1.69)		\$ (434)		\$ (0.12)		\$ (4,718)		\$ (1.81)		\$ (4,284)		\$ (1.69)		\$ (434)		\$ (0.12)	
\$ (5)		\$ (0.00)		\$ -		\$ -		\$ 5		\$ 0.00		\$ (5)		\$ (0.00)		\$ -		\$ -		\$ 5		\$ 0.00	
\$ (6,763)		\$ (2.60)		\$ -		\$ -		\$ (6,763)		\$ (2.60)		\$ (6,763)		\$ (2.60)		\$ -		\$ -		\$ (6,763)		\$ (2.60)	
\$ 3,241		\$ 1.24		\$ 12,202		\$ 4.81		\$ (8,961)		\$ (3.57)		\$ 3,241		\$ 1.24		\$ 12,202		\$ 4.81		\$ (8,961)		\$ (3.57)	
\$ (19,489)		\$ (7.48)		\$ 96,618		\$ 38.11		\$ (116,107)		\$ (45.59)		\$ (19,489)		\$ (7.48)		\$ 96,618		\$ 38.11		\$ (116,107)		\$ (45.59)	
(2.1%)				9.9%				(12.0%)				(2.1%)				9.9%				(12.0%)			

Membership
Member Months

Revenue
Capitation Revenue
Total Revenues

Healthcare Expenses
Capitation
Inpatient Claims
Outpatient Claims
Skilled Nurse Facility
Pharmacy
Provider Incentive and Shared Risk
Medical Administrative Expenses
Total Healthcare Expenses
MCR (%)

Operating Margin

Total Operating Expenses
Admin Ratio (%)

Income (Loss) from Operations
Margin before Non-Operating Inc/(Exp) Ratio (%)

Interest Income, Net
Other Income (Expense), Net
Realized Gain/Loss
Unrealized Gain/Loss
Total Non-Operating Income/(Expense)

Net Surplus/(Deficit)
Margin (%)



Total Medi-Cal Income Statement (\$ in thousands)

October 2024

Current Actual		Current Budget		Current Fav/ (Unfav)		YTD Actual		YTD Budget		YTD Fav/ (Unfav)	
PMPM		PMPM		PMPM		PMPM		PMPM		PMPM	
2,361,566		2,300,883		60,683		2,361,566		2,300,883		60,683	
\$ 826,484	\$ 349.97	\$ 786,791	\$ 341.95	\$ 39,693	\$ 8.02	\$ 826,484	\$ 349.97	\$ 786,791	\$ 341.95	\$ 39,693	\$ 8.02
\$ 826,484	\$ 349.97	\$ 786,791	\$ 341.95	\$ 39,693	\$ 8.02	\$ 826,484	\$ 349.97	\$ 786,791	\$ 341.95	\$ 39,693	\$ 8.02
Membership						Member Months					
Revenue						Capitation Revenue					
Total Revenues						Total Revenues					
Healthcare Expenses						Healthcare Expenses					
\$ 435,812	\$ 184.54	\$ 394,148	\$ 171.30	\$ (41,664)	\$ (13.24)	\$ 435,812	\$ 184.54	\$ 394,148	\$ 171.30	\$ (41,664)	\$ (13.24)
\$ 87,155	\$ 36.91	\$ 110,420	\$ 47.99	\$ 23,266	\$ 11.08	\$ 87,155	\$ 36.91	\$ 110,420	\$ 47.99	\$ 23,266	\$ 11.08
\$ 130,915	\$ 55.44	\$ 103,151	\$ 44.83	\$ (27,764)	\$ (10.60)	\$ 130,915	\$ 55.44	\$ 103,151	\$ 44.83	\$ (27,764)	\$ (10.60)
\$ 117,354	\$ 49.69	\$ 110,717	\$ 48.12	\$ (6,637)	\$ (1.57)	\$ 117,354	\$ 49.69	\$ 110,717	\$ 48.12	\$ (6,637)	\$ (1.57)
\$ 1,282	\$ 0.54	\$ 1	\$ 0.00	\$ (1,280)	\$ (0.54)	\$ 1,282	\$ 0.54	\$ 1	\$ 0.00	\$ (1,280)	\$ (0.54)
\$ 8,436	\$ 3.57	\$ 9,525	\$ 4.14	\$ 1,089	\$ 0.57	\$ 8,436	\$ 3.57	\$ 9,525	\$ 4.14	\$ 1,089	\$ 0.57
\$ 10,306	\$ 4.36	\$ 11,040	\$ 4.80	\$ 734	\$ 0.43	\$ 10,306	\$ 4.36	\$ 11,040	\$ 4.80	\$ 734	\$ 0.43
\$ 791,260	\$ 335.06	\$ 739,003	\$ 321.18	\$ (52,258)	\$ (13.88)	\$ 791,260	\$ 335.06	\$ 739,003	\$ 321.18	\$ (52,258)	\$ (13.88)
95.7%		93.9%		(1.8%)		95.7%		93.9%		(1.8%)	
\$ 35,224	\$ 14.92	\$ 47,788	\$ 20.77	\$ (12,564)	\$ (5.85)	\$ 35,224	\$ 14.92	\$ 47,788	\$ 20.77	\$ (12,564)	\$ (5.85)
\$ 38,513	\$ 16.31	\$ 44,258	\$ 19.24	\$ 5,745	\$ 2.93	\$ 38,513	\$ 16.31	\$ 44,258	\$ 19.24	\$ 5,745	\$ 2.93
4.7%		5.6%		1.0%		4.7%		5.6%		1.0%	
\$ (3,290)	\$ (1.39)	\$ 3,530	\$ 1.53	\$ (6,819)	\$ (2.93)	\$ (3,290)	\$ (1.39)	\$ 3,530	\$ 1.53	\$ (6,819)	\$ (2.93)
(0.4%)		0.4%		(0.8%)		(0.4%)		0.4%		(0.8%)	
\$ -	\$ -	\$ -	\$ -	\$ -	\$ -	\$ -	\$ -	\$ -	\$ -	\$ -	\$ -
\$ (0)	\$ (0.00)	\$ 242	\$ 0.11	\$ (243)	\$ (0.11)	\$ (0)	\$ (0.00)	\$ 242	\$ 0.11	\$ (243)	\$ (0.11)
\$ (4)	\$ (0.00)	\$ -	\$ -	\$ 4	\$ 0.00	\$ (4)	\$ (0.00)	\$ -	\$ -	\$ 4	\$ 0.00
\$ (5,853)	\$ (2.48)	\$ -	\$ -	\$ (5,853)	\$ (2.48)	\$ (5,853)	\$ (2.48)	\$ -	\$ -	\$ (5,853)	\$ (2.48)
\$ 6,718	\$ 2.84	\$ 14,841	\$ 6.45	\$ (8,123)	\$ (3.61)	\$ 6,718	\$ 2.84	\$ 14,841	\$ 6.45	\$ (8,123)	\$ (3.61)
\$ 3,428	\$ 1.45	\$ 18,370	\$ 7.98	\$ (14,942)	\$ (6.53)	\$ 3,428	\$ 1.45	\$ 18,370	\$ 7.98	\$ (14,942)	\$ (6.53)
0.4%		2.3%		(1.9%)		0.4%		2.3%		(1.9%)	



DSNP Income Statement (\$ in thousands)

October 2024

Current Actual		Current Budget		Current Fav/ (Unfav)		YTD Actual		YTD Budget		YTD Fav/ (Unfav)	
PMPM		PMPM		PMPM		PMPM		PMPM		PMPM	
20,310		20,264		46		20,310		20,264		46	
\$ 30,039	\$ 1,479.04	\$ 30,080	\$ 1,484.40	\$ (41)	\$ (5.36)	\$ 30,039	\$ 1,479.04	\$ 30,080	\$ 1,484.40	\$ (41)	\$ (5.36)
\$ 30,039	\$ 1,479.04	\$ 30,080	\$ 1,484.40	\$ (41)	\$ (5.36)	\$ 30,039	\$ 1,479.04	\$ 30,080	\$ 1,484.40	\$ (41)	\$ (5.36)
Membership						Member Months					
Revenue						Capitation Revenue					
Total Revenues						Total Revenues					
Healthcare Expenses						Healthcare Expenses					
\$ 11,297	\$ 556.21	\$ 10,566	\$ 521.44	\$ (730)	\$ (34.77)	\$ 11,297	\$ 556.21	\$ 10,566	\$ 521.44	\$ (730)	\$ (34.77)
\$ 6,587	\$ 324.33	\$ 7,775	\$ 383.68	\$ 1,188	\$ 59.36	\$ 6,587	\$ 324.33	\$ 7,775	\$ 383.68	\$ 1,188	\$ 59.36
\$ 4,725	\$ 232.67	\$ 3,790	\$ 187.05	\$ (935)	\$ (45.62)	\$ 4,725	\$ 232.67	\$ 3,790	\$ 187.05	\$ (935)	\$ (45.62)
\$ 805	\$ 39.65	\$ -	\$ -	\$ (805)	\$ (39.65)	\$ 805	\$ 39.65	\$ -	\$ -	\$ (805)	\$ (39.65)
\$ 1,634	\$ 80.46	\$ 1,827	\$ 90.18	\$ 193	\$ 9.72	\$ 1,634	\$ 80.46	\$ 1,827	\$ 90.18	\$ 193	\$ 9.72
\$ 2,103	\$ 103.53	\$ 2,002	\$ 98.78	\$ (101)	\$ (4.76)	\$ 2,103	\$ 103.53	\$ 2,002	\$ 98.78	\$ (101)	\$ (4.76)
\$ 552	\$ 27.17	\$ 581	\$ 28.67	\$ 29	\$ 1.51	\$ 552	\$ 27.17	\$ 581	\$ 28.67	\$ 29	\$ 1.51
\$ 27,703	\$ 1,364.00	\$ 26,542	\$ 1,309.79	\$ (1,161)	\$ (54.21)	\$ 27,703	\$ 1,364.00	\$ 26,542	\$ 1,309.79	\$ (1,161)	\$ (54.21)
92.2%		88.2%		(4.0%)		92.2%		88.2%		(4.0%)	
\$ 2,336	\$ 115.03	\$ 3,538	\$ 174.61	\$ (1,202)	\$ (59.58)	\$ 2,336	\$ 115.03	\$ 3,538	\$ 174.61	\$ (1,202)	\$ (59.58)
\$ 2,908	\$ 143.17	\$ 3,566	\$ 175.97	\$ 658	\$ 32.79	\$ 2,908	\$ 143.17	\$ 3,566	\$ 175.97	\$ 658	\$ 32.79
9.7%		11.9%		2.2%		9.7%		11.9%		2.2%	
\$ (572)	\$ (28.14)	\$ (28)	\$ (1.36)	\$ (544)	\$ (26.78)	\$ (572)	\$ (28.14)	\$ (28)	\$ (1.36)	\$ (544)	\$ (26.78)
(1.9%)		(0.1%)		(1.8%)		(1.9%)		(0.1%)		(1.8%)	
\$ -	\$ -	\$ -	\$ -	\$ -	\$ -	\$ -	\$ -	\$ -	\$ -	\$ -	\$ -
\$ 0	\$ 0.00	\$ -	\$ -	\$ 0	\$ 0.00	\$ 0	\$ 0.00	\$ -	\$ -	\$ 0	\$ 0.00
\$ (0)	\$ (0.01)	\$ -	\$ -	\$ 0	\$ 0.01	\$ (0)	\$ (0.01)	\$ -	\$ -	\$ 0	\$ 0.01
\$ (286)	\$ (14.09)	\$ -	\$ -	\$ (286)	\$ (14.09)	\$ (286)	\$ (14.09)	\$ -	\$ -	\$ (286)	\$ (14.09)
\$ 328	\$ 16.17	\$ 569	\$ 28.08	\$ (241)	\$ (11.91)	\$ 328	\$ 16.17	\$ 569	\$ 28.08	\$ (241)	\$ (11.91)
\$ (243)	\$ (11.97)	\$ 541	\$ 26.72	\$ (785)	\$ (38.69)	\$ (243)	\$ (11.97)	\$ 541	\$ 26.72	\$ (785)	\$ (38.69)
(0.8%)		1.8%		(2.6%)		(0.8%)		1.8%		(2.6%)	



Commercial Income Statement (\$ in thousands)

October 2024

Current			Current			YTD			YTD		
Actual	PMPM	Budget	PMPM	Fav/ (Unfav)	PMPM	Actual	PMPM	Budget	PMPM	Fav/ (Unfav)	PMPM
243,115		234,392		8,723		243,115		234,392		8,723	
\$ 74,609	\$ 306.89	\$ 69,710	\$ 297.41	\$ 4,899	\$ 9.48	\$ 74,609	\$ 306.89	\$ 69,710	\$ 297.41	\$ 4,899	\$ 9.48
\$ 74,609	\$ 306.89	\$ 69,710	\$ 297.41	\$ 4,899	\$ 9.48	\$ 74,609	\$ 306.89	\$ 69,710	\$ 297.41	\$ 4,899	\$ 9.48
Membership											
Member Months											
Revenue											
Capitation Revenue											
Total Revenues											
Healthcare Expenses											
\$ 26,814	\$ 110.30	\$ 19,670	\$ 83.92	\$ (7,145)	\$ (26.38)	\$ 26,814	\$ 110.30	\$ 19,670	\$ 83.92	\$ (7,145)	\$ (26.38)
\$ 17,243	\$ 70.93	\$ 13,105	\$ 55.91	\$ (4,138)	\$ (15.02)	\$ 17,243	\$ 70.93	\$ 13,105	\$ 55.91	\$ (4,138)	\$ (15.02)
\$ 13,962	\$ 57.43	\$ 10,701	\$ 45.66	\$ (3,261)	\$ (11.77)	\$ 13,962	\$ 57.43	\$ 10,701	\$ 45.66	\$ (3,261)	\$ (11.77)
\$ 136	\$ 0.56	\$ -	\$ -	\$ (136)	\$ (0.56)	\$ 136	\$ 0.56	\$ -	\$ -	\$ (136)	\$ (0.56)
\$ 20,456	\$ 84.14	\$ 16,059	\$ 68.51	\$ (4,398)	\$ (15.63)	\$ 20,456	\$ 84.14	\$ 16,059	\$ 68.51	\$ (4,398)	\$ (15.63)
\$ 1,220	\$ 5.02	\$ 1,332	\$ 5.68	\$ 112	\$ 0.67	\$ 1,220	\$ 5.02	\$ 1,332	\$ 5.68	\$ 112	\$ 0.67
\$ 845	\$ 3.48	\$ 1,063	\$ 4.54	\$ 218	\$ 1.06	\$ 845	\$ 3.48	\$ 1,063	\$ 4.54	\$ 218	\$ 1.06
\$ 80,676	\$ 331.84	\$ 61,929	\$ 264.21	\$ (18,747)	\$ (67.63)	\$ 80,676	\$ 331.84	\$ 61,929	\$ 264.21	\$ (18,747)	\$ (67.63)
108.1%		88.8%		(19.3%)		108.1%		88.8%		(19.3%)	
\$ (6,067)	\$ (24.96)	\$ 7,781	\$ 33.19	\$ (13,848)	\$ (58.15)	\$ (6,067)	\$ (24.96)	\$ 7,781	\$ 33.19	\$ (13,848)	\$ (58.15)
\$ 11,479	\$ 47.22	\$ 11,515	\$ 49.13	\$ 36	\$ 1.91	\$ 11,479	\$ 47.22	\$ 11,515	\$ 49.13	\$ 36	\$ 1.91
15.4%		16.5%		1.1%		15.4%		16.5%		1.1%	
\$ (17,546)	\$ (72.17)	\$ (3,735)	\$ (15.93)	\$ (13,811)	\$ (56.24)	\$ (17,546)	\$ (72.17)	\$ (3,735)	\$ (15.93)	\$ (13,811)	\$ (56.24)
(23.5%)		(5.4%)		(18.2%)		(23.5%)		(5.4%)		(18.2%)	
\$ -	\$ -	\$ -	\$ -	\$ -	\$ -	\$ -	\$ -	\$ -	\$ -	\$ -	\$ -
\$ (17)	\$ (0.07)	\$ -	\$ -	\$ (17)	\$ (0.07)	\$ (17)	\$ (0.07)	\$ -	\$ -	\$ (17)	\$ (0.07)
\$ 0	\$ 0.00	\$ -	\$ -	\$ 0	\$ 0.00	\$ 0	\$ 0.00	\$ -	\$ -	\$ 0	\$ 0.00
\$ (624)	\$ (2.57)	\$ -	\$ -	\$ (624)	\$ (2.57)	\$ (624)	\$ (2.57)	\$ -	\$ -	\$ (624)	\$ (2.57)
\$ (641)	\$ (2.64)	\$ -	\$ -	\$ (641)	\$ (2.64)	\$ (641)	\$ (2.64)	\$ -	\$ -	\$ (641)	\$ (2.64)
\$ (18,188)	\$ (74.81)	\$ (3,735)	\$ (15.93)	\$ (14,453)	\$ (58.88)	\$ (18,188)	\$ (74.81)	\$ (3,735)	\$ (15.93)	\$ (14,453)	\$ (58.88)
(24.4%)		(5.4%)		(19.0%)		(24.4%)		(5.4%)		(19.0%)	



Incentive Programs Income Statement (\$ in thousands)

October 2024

Current		Current		Current		YTD		YTD		YTD Fav/	
Actual	PMPM	Budget	PMPM	Fav/ (Unfav)	PMPM	Actual	PMPM	Budget	PMPM	(Unfav)	PMPM
-		-		-		-		-		-	
\$ -	\$ -	\$ 93,440	\$ -	\$ (93,440)	\$ -	\$ -	\$ -	\$ 93,440	\$ -	\$ (93,440)	\$ -
\$ -	\$ -	\$ 93,440	\$ -	\$ (93,440)	\$ -	\$ -	\$ -	\$ 93,440	\$ -	\$ (93,440)	\$ -
\$ -	\$ -	\$ -	\$ -	\$ -	\$ -	\$ -	\$ -	\$ -	\$ -	\$ -	\$ -
\$ -	\$ -	\$ -	\$ -	\$ -	\$ -	\$ -	\$ -	\$ -	\$ -	\$ -	\$ -
\$ -	\$ -	\$ -	\$ -	\$ -	\$ -	\$ -	\$ -	\$ -	\$ -	\$ -	\$ -
\$ 1,241	\$ -	\$ 8,325	\$ -	\$ 7,084	\$ -	\$ 1,241	\$ -	\$ 8,325	\$ -	\$ 7,084	\$ -
\$ 11	\$ -	\$ -	\$ -	\$ (11)	\$ -	\$ 11	\$ -	\$ -	\$ -	\$ (11)	\$ -
\$ 1,252	\$ -	\$ 8,325	\$ -	\$ 7,074	\$ -	\$ 1,252	\$ -	\$ 8,325	\$ -	\$ 7,074	\$ -
0.0%		8.9%		8.9%		0.0%		8.9%		8.9%	
\$ (1,252)	\$ -	\$ 85,115	\$ -	\$ (86,367)	\$ -	\$ (1,252)	\$ -	\$ 85,115	\$ -	\$ (86,367)	\$ -
\$ 114	\$ -	\$ 213	\$ -	\$ 99	\$ -	\$ 114	\$ -	\$ 213	\$ -	\$ 99	\$ -
0.0%		0.2%		0.2%		0.0%		0.2%		0.2%	
\$ (1,366)	\$ -	\$ 84,902	\$ -	\$ (86,268)	\$ -	\$ (1,366)	\$ -	\$ 84,902	\$ -	\$ (86,268)	\$ -
0.0%		90.9%		(90.9%)		0.0%		90.9%		(90.9%)	
\$ -	\$ -	\$ -	\$ -	\$ -	\$ -	\$ -	\$ -	\$ -	\$ -	\$ -	\$ -
\$ -	\$ -	\$ -	\$ -	\$ -	\$ -	\$ -	\$ -	\$ -	\$ -	\$ -	\$ -
\$ -	\$ -	\$ -	\$ -	\$ -	\$ -	\$ -	\$ -	\$ -	\$ -	\$ -	\$ -
\$ -	\$ -	\$ -	\$ -	\$ -	\$ -	\$ -	\$ -	\$ -	\$ -	\$ -	\$ -
\$ -	\$ -	\$ -	\$ -	\$ -	\$ -	\$ -	\$ -	\$ -	\$ -	\$ -	\$ -
\$ (1,366)	\$ -	\$ 84,902	\$ -	\$ (86,268)	\$ -	\$ (1,366)	\$ -	\$ 84,902	\$ -	\$ (86,268)	\$ -
0.0%		90.9%		(90.9%)		0.0%		90.9%		(90.9%)	

Membership
Member Months

Revenue
Capitation Revenue
Total Revenues

Healthcare Expenses

- Capitation
- Inpatient Claims
- Outpatient Claims
- Skilled Nurse Facility
- Pharmacy
- Provider Incentive and Shared Risk
- Medical Administrative Expenses

Total Healthcare Expenses
MCR (%)

Operating Margin

Total Operating Expenses
Admin Ratio (%)

Income (Loss) from Operations

Margin before Non-Operating Inc/(Exp) Ratio (%)

- Interest Income, Net
- Other Income (Expense), Net
- Realized Gain/Loss
- Unrealized Gain/Loss

Total Non-Operating Income/(Expense)

Net Surplus/(Deficit)
Margin (%)



Balance Sheet (\$ in thousands)

	<u>Oct-24</u>
Assets	
Cash and Cash Equivalents	\$ 1,291,319
Short Term Investments, at fair value	\$ 2,024,401
Capitation Receivable	\$ 3,054,918
Interest and Non-Operating Receivables	\$ 265,002
Prepays and Other Current Assets	\$ 62,382
Current Assets	\$ 6,698,022
Capitalized Assets - net	\$ 268,022
Non-Current Assets	\$ 26,140
Total Assets	\$ 6,992,184
Liabilities & Equity	
Liabilities	
Accounts Payable and Accrued Liabilities	\$ 412,259
Subcapitation Payable	\$ 3,059,188
Accts Receivable - PP	\$ 1
Reserve for Claims	\$ 711,683
Accrued Medical Expenses	\$ 167,349
Deferred Revenue	\$ 67,414
Reserve for Provider Incentives	\$ 144,946
Non-Operating Payables	\$ 46,530
Grants Payable	\$ 15,825
Deferred Rent	\$ 126,177
Total Current Liabilities	\$ 4,751,372
Equity	
Invested in Capital Assets, Net of related dep	\$ 118,174
Restricted Equity	\$ 23,327
Minimum Tangible Net Equity	\$ 251,076
Board Designated Funds	\$ 110,027
Unrestricted Net Assets	\$ 1,738,208
Total Equity	\$ 2,240,812
Total Liabilities & Equity	\$ 6,992,184
Solvency Ratios	
Working Capital Ratio	1.45
Cash to Claims Ratio	0.88
Tangible Net Equity Ratio	8.92



Cash Flows Statement (\$ in thousands)

October 2024

	Oct-24	YTD
Cash Flows from Operating Activities:		
Capitation Revenue	\$ 783,126	\$ 783,126
Other Income (Expense), net	\$ 11,095	\$ 11,095
Healthcare Expenses	\$ (724,243)	\$ (724,243)
Operating Expenses	\$ (83,498)	\$ (83,498)
Net Cash Provided By Operating Activities	\$ (13,520)	\$ (13,520)
Cash Flows from Investing Activities		
Purchase of investments - Net	\$ 317,054	\$ 317,054
Purchase of Capital Assets	\$ (3,403)	\$ (3,403)
Net Cash Provided By Investing Activities	\$ 313,651	\$ 313,651
Cash Flows from Financing Activities:		
Lease Payment - Capital & ROU	\$ (309)	\$ (309)
SBITA Liability Increase / (Decrease)	\$ (249)	\$ (249)
Gross Premium Tax (MCO Sales Tax) - Net	\$ (82,027)	\$ (82,027)
Pass through transactions (AB 85, IGT, etc.)	\$ 77	\$ 77
Net Cash Provided By Financing Activities	\$ (82,508)	\$ (82,508)
Net Increase in Cash and Cash Equivalents	\$ 217,623	\$ 217,623
Cash and Cash Equivalents, Beginning	\$ 1,073,696	\$ 1,073,696
Cash and Cash Equivalents, Ending	\$ 1,291,319	\$ 1,291,319
Reconciliation of Income from Operations to Net Cash Provided By (Used In) Operating Activities:		
Excess of Revenues over Expenses	\$ (19,489)	\$ (19,489)
Adjustments to Excess of Revenues Over Expenses:		
Depreciation	\$ 5,522	\$ 5,522
Realized and Unrealized (Gain)/Loss on Investments	\$ 6,758	\$ 6,758
Deferred Rent	\$ -	\$ -
Gross Premium Tax provision	\$ 18	\$ 18
Loss on Disposal of Capital Assets	\$ -	\$ -
Total Adjustments to Excess of Revenues over Expenses	\$ 12,298	\$ 12,298
Changes in Operating Assets and Liabilities:		
Capitation Receivable	\$ (145,768)	\$ (145,768)
Interest and Non-Operating Receivables	\$ 7,183	\$ 7,183
Prepaid and Other Current Assets	\$ (94,270)	\$ (94,270)
Accounts Payable and Accrued Liabilities	\$ (26,727)	\$ (26,727)
Subcapitation Payable	\$ 271,375	\$ 271,375
Medi-Cal Adult Expansion Payable	\$ -	\$ -
Deferred Capitation Revenue	\$ (2,345)	\$ (2,345)
Accrued Medical Expenses	\$ (20,303)	\$ (20,303)
Reserve for Claims	\$ 3,652	\$ 3,652
Reserve for Provider Incentives	\$ 7,216	\$ 7,216
Grants Payable	\$ (6,342)	\$ (6,342)
Net Changes in Operating Assets and Liabilities	\$ (6,329)	\$ (6,329)
Net Cash Provided By Operating Activities	\$ (13,520)	\$ (13,520)



L.A. Care
HEALTH PLAN®

Financial Performance
November 2024
(Unaudited)



Financial Performance Results Highlights - Year-to-Date

November 2024

Overall

L.A. Care total Year-to-Date (YTD) combined member months are 5.2M, +162K favorable versus budget. YTD financial performance resulted in a deficit of (\$13.6M) or (0.7%) margin and is (\$128.2M)/(687bps) unfavorable versus budget. The YTD unfavorability is driven by higher capitation expense (\$60.9M), higher outpatient (\$56.3M), skilled nurse facility (\$17.4M), and pharmacy (\$6.4M) claims, as well as lower net interest income (\$5.6M), and higher unrealized losses (\$5.3M); partially offset by higher revenue +\$10.3M, lower operating expenses +\$6.3M, timing of provider incentives +\$5.9M, and lower inpatient claims +\$3.4M.

Medi-Cal

Medi-Cal consists of members through our contracted providers and our contracted health plans ("Plan Partners"). YTD member months are 4.7M, +140K favorable to budget. YTD financial performance resulted in a surplus of +\$26.7M or +1.6% margin, (\$16.6M)/(116bps) unfavorable versus budget. The YTD unfavorability is driven by higher capitation expense (\$60.8M), higher outpatient (\$49.2M) and skilled nurse facility (\$15.5M) claims, lower net interest income (\$5.5M) and higher unrealized losses (\$4.6M); partially offset by higher revenue +\$99.2M, lower inpatient claims +\$11.2M, and lower operating expenses +\$7.0M.

D-SNP

Effective January 1, 2023, members enrolled in CMC have been transitioned to our D-SNP plan. YTD member months are 41K, flat versus budget. YTD financial performance resulted in a surplus of +\$0.7M or 1.2% margin, (\$0.6M)/(90bps) unfavorable versus budget. The YTD unfavorability is driven by higher skilled nursing claims (\$1.6M), lower revenue (\$1.2M), higher capitation expense (\$0.9M), and higher outpatient claims (\$0.6M); partially offset by lower inpatient +\$2.4M and pharmacy +\$1.4M claims.

Commercial

L.A. Care Commercial consists of LACC and PASC-SEIU. YTD member months are 491K, +22K favorable versus budget. YTD financial performance resulted in a deficit of (\$23.2M) or (16.0%) margin, (\$18.9M)/(1289bps) unfavorable versus budget. The YTD unfavorability is driven by higher inpatient (\$10.3M), outpatient (\$6.5M), and pharmacy (\$6.5M) claims; partially offset by higher revenue +\$5.6M.

Incentive Programs

L.A. Care Incentive Programs consist of CalAIM Incentive Payment Program (IPP) and Housing and Homelessness Incentive Program (HHIP). YTD financial performance resulted in a deficit of (\$6.4M), (\$90.2M) unfavorable versus budget, primarily driven by timing of revenue (\$93.4M); partially offset by timing of provider incentives +\$3.1M.



Consolidated Operations Income Statement (\$ in thousands)

November 2024

Current Actual	PMPM	Current Budget	PMPM	Current Fav/(Unfav)	PMPM
2,618,120		2,525,316		92,804	
\$ 943,442	\$ 360.35	\$ 884,344	\$ 350.19	\$ 59,098	\$ 10.16
\$ 943,442	\$ 360.35	\$ 884,344	\$ 350.19	\$ 59,098	\$ 10.16
\$ 434,499	\$ 165.96	\$ 423,180	\$ 167.57	\$ (11,319)	\$ 1.62
\$ 149,742	\$ 57.19	\$ 132,713	\$ 52.55	\$ (17,029)	\$ (4.64)
\$ 140,415	\$ 53.63	\$ 116,096	\$ 45.97	\$ (24,319)	\$ (7.66)
\$ 116,781	\$ 44.61	\$ 107,004	\$ 42.37	\$ (9,777)	\$ (2.23)
\$ 18,797	\$ 7.18	\$ 17,928	\$ 7.10	\$ (869)	\$ (0.08)
\$ 16,221	\$ 6.20	\$ 13,908	\$ 5.51	\$ (2,313)	\$ (0.69)
\$ 12,207	\$ 4.66	\$ 11,763	\$ 4.66	\$ (444)	\$ (0.00)
\$ 888,662	\$ 339.43	\$ 822,592	\$ 325.74	\$ (66,069)	\$ (13.69)
94.2%		93.0%		(1.2%)	
\$ 54,780	\$ 20.92	\$ 61,752	\$ 24.45	\$ (6,972)	\$ (3.53)
\$ 56,487	\$ 21.58	\$ 56,131	\$ 22.23	\$ (356)	\$ 0.65
6.0%		6.3%		0.4%	
\$ (1,707)	\$ (0.65)	\$ 5,621	\$ 2.23	\$ (7,328)	\$ (2.88)
(0.2%)		0.6%		(0.8%)	
\$ 12,652	\$ 4.83	\$ 16,486	\$ 6.53	\$ (3,834)	\$ (1.70)
\$ (6,575)	\$ (2.51)	\$ (4,205)	\$ (1.67)	\$ (2,370)	\$ (0.85)
\$ (42)	\$ (0.02)	\$ -	\$ -	\$ 42	\$ 0.02
\$ 1,430	\$ 0.55	\$ -	\$ -	\$ 1,430	\$ 0.55
\$ 7,549	\$ 2.88	\$ 12,281	\$ 4.86	\$ (4,732)	\$ (1.98)
\$ 5,841	\$ 2.23	\$ 17,902	\$ 7.09	\$ (12,061)	\$ (4.86)
0.6%		2.0%		(1.4%)	

	YTD Actual	PMPM	YTD Budget	PMPM	YTD Fav/(Unfav)	PMPM
Membership						
Member Months	5,222,801		5,060,591		162,210	
Revenue						
Capitation Revenue	\$ 1,874,680	\$ 358.94	\$ 1,864,365	\$ 368.41	\$ 10,315	\$ (9.47)
Total Revenues	\$ 1,874,680	\$ 358.94	\$ 1,864,365	\$ 368.41	\$ 10,315	\$ (9.47)
Healthcare Expenses						
Capitation	\$ 908,422	\$ 173.93	\$ 847,564	\$ 167.48	\$ (60,858)	\$ (6.45)
Inpatient Claims	\$ 260,639	\$ 49.90	\$ 264,013	\$ 52.17	\$ 3,374	\$ 2.27
Outpatient Claims	\$ 290,026	\$ 55.53	\$ 233,738	\$ 46.19	\$ (56,289)	\$ (9.34)
Skilled Nurse Facility	\$ 235,076	\$ 45.01	\$ 217,721	\$ 43.02	\$ (17,356)	\$ (1.99)
Pharmacy	\$ 42,169	\$ 8.07	\$ 35,816	\$ 7.08	\$ (6,354)	\$ (1.00)
Provider Incentive and Shared Risk	\$ 29,221	\$ 5.59	\$ 35,092	\$ 6.93	\$ 5,871	\$ 1.34
Medical Administrative Expenses	\$ 23,921	\$ 4.58	\$ 24,448	\$ 4.83	\$ 527	\$ 0.25
Total Healthcare Expenses	\$ 1,789,475	\$ 342.63	\$ 1,658,391	\$ 327.71	\$ (131,083)	\$ (14.92)
MCR (%)	95.5%		89.0%		(6.5%)	
Operating Margin	\$ 85,205	\$ 16.31	\$ 205,973	\$ 40.70	\$ (120,769)	\$ (24.39)
Total Operating Expenses	\$ 109,642	\$ 20.99	\$ 115,936	\$ 22.91	\$ 6,294	\$ 1.92
Admin Ratio (%)	5.8%		6.2%		0.4%	
Income (Loss) from Operations	\$ (24,437)	\$ (4.68)	\$ 90,037	\$ 17.79	\$ (114,474)	\$ (22.47)
Margin before Non-Operating Inc/(Exp) Ratio (%)	(1.3%)		4.8%		(6.1%)	
Interest Income,Net	\$ 27,369	\$ 5.24	\$ 32,972	\$ 6.52	\$ (5,603)	\$ (1.28)
Other Income (Expense),Net	\$ (11,293)	\$ (2.16)	\$ (8,489)	\$ (1.68)	\$ (2,804)	\$ (0.48)
Realized Gain/Loss	\$ (47)	\$ (0.01)	\$ -	\$ -	\$ 47	\$ 0.01
Unrealized Gain/Loss	\$ (5,333)	\$ (1.02)	\$ -	\$ -	\$ (5,333)	\$ (1.02)
Total Non-Operating Income/(Expense)	\$ 10,789	\$ 2.07	\$ 24,483	\$ 4.84	\$ (13,694)	\$ (2.77)
Net Surplus/(Deficit)	\$ (13,648)	\$ (2.61)	\$ 114,520	\$ 22.63	\$ (128,168)	\$ (25.24)
Margin (%)	(0.7%)		6.1%		(6.9%)	



Total Medi-Cal Income Statement (\$ in thousands)

November 2024

Current						YTD					
Actual		PMPM		Fav/(Unfav)		Actual		PMPM		Fav/(Unfav)	
Current	PMPM	Current	PMPM	Current	PMPM	YTD	PMPM	YTD	PMPM	YTD	PMPM
Actual	PMPM	Budget	PMPM	Fav/(Unfav)	PMPM	Actual	PMPM	Budget	PMPM	Fav/(Unfav)	PMPM
2,370,128		2,290,742		79,386		4,731,694		4,591,625		140,069	
\$ 844,080	\$ 356.13	\$ 784,603	\$ 342.51	\$ 59,477	\$ 13.62	\$ 1,670,564	\$ 353.06	\$ 1,571,393	\$ 342.23	\$ 99,170	\$ 10.83
\$ 844,080	\$ 356.13	\$ 784,603	\$ 342.51	\$ 59,477	\$ 13.62	\$ 1,670,564	\$ 353.06	\$ 1,571,393	\$ 342.23	\$ 99,170	\$ 10.83
Membership						Revenue					
Member Months						Capitation Revenue					
						Total Revenues					
Healthcare Expenses						Healthcare Expenses					
\$ 412,116	\$ 173.88	\$ 392,967	\$ 171.55	\$ (19,149)	\$ (2.33)	\$ 847,928	\$ 179.20	\$ 787,116	\$ 171.42	\$ (60,812)	\$ (7.78)
\$ 123,609	\$ 52.15	\$ 111,523	\$ 48.68	\$ (12,086)	\$ (3.47)	\$ 210,763	\$ 44.54	\$ 221,943	\$ 48.34	\$ 11,180	\$ 3.79
\$ 123,280	\$ 52.01	\$ 101,836	\$ 44.46	\$ (21,444)	\$ (7.56)	\$ 254,195	\$ 53.72	\$ 204,987	\$ 44.64	\$ (49,208)	\$ (9.08)
\$ 115,869	\$ 48.89	\$ 107,004	\$ 46.71	\$ (8,864)	\$ (2.18)	\$ 233,223	\$ 49.29	\$ 217,721	\$ 47.42	\$ (15,502)	\$ (1.87)
\$ 4	\$ 0.00	\$ 1	\$ 0.00	\$ (2)	\$ (0.00)	\$ 1,285	\$ 0.27	\$ 3	\$ 0.00	\$ (1,283)	\$ (0.27)
\$ 7,990	\$ 3.37	\$ 9,525	\$ 4.16	\$ 1,535	\$ 0.79	\$ 16,427	\$ 3.47	\$ 19,050	\$ 4.15	\$ 2,623	\$ 0.68
\$ 10,185	\$ 4.30	\$ 10,224	\$ 4.46	\$ 38	\$ 0.17	\$ 20,492	\$ 4.33	\$ 21,264	\$ 4.63	\$ 772	\$ 0.30
\$ 793,052	\$ 334.60	\$ 733,080	\$ 320.02	\$ (59,972)	\$ (14.58)	\$ 1,584,312	\$ 334.83	\$ 1,472,083	\$ 320.60	\$ (112,229)	\$ (14.23)
94.0%		93.4%		(0.5%)		94.8%		93.7%		(1.2%)	
\$ 51,028	\$ 21.53	\$ 51,522	\$ 22.49	\$ (495)	\$ (0.96)	\$ 86,251	\$ 18.23	\$ 99,310	\$ 21.63	\$ (13,059)	\$ (3.40)
\$ 40,124	\$ 16.93	\$ 41,367	\$ 18.06	\$ 1,243	\$ 1.13	\$ 78,637	\$ 16.62	\$ 85,625	\$ 18.65	\$ 6,988	\$ 2.03
4.8%		5.3%		0.5%		4.7%		5.4%		0.7%	
\$ 10,903	\$ 4.60	\$ 10,156	\$ 4.43	\$ 748	\$ 0.17	\$ 7,614	\$ 1.61	\$ 13,685	\$ 2.98	\$ (6,071)	\$ (1.37)
1.3%		1.3%		(0.0%)		0.5%		0.9%		(0.4%)	
\$ 11,117	\$ 4.69	\$ 14,594	\$ 6.37	\$ (3,477)	\$ (1.68)	\$ 23,684	\$ 5.01	\$ 29,193	\$ 6.36	\$ (5,509)	\$ (1.35)
\$ 0	\$ 0.00	\$ 242	\$ 0.11	\$ (242)	\$ (0.11)	\$ (0)	\$ (0.00)	\$ 485	\$ 0.11	\$ (485)	\$ (0.11)
\$ (36)	\$ (0.02)	\$ -	\$ -	\$ 36	\$ 0.02	\$ (40)	\$ (0.01)	\$ -	\$ -	\$ 40	\$ 0.01
\$ 1,238	\$ 0.52	\$ -	\$ -	\$ 1,238	\$ 0.52	\$ (4,615)	\$ (0.98)	\$ -	\$ -	\$ (4,615)	\$ (0.98)
\$ 12,391	\$ 5.23	\$ 14,837	\$ 6.48	\$ (2,446)	\$ (1.25)	\$ 19,109	\$ 4.04	\$ 29,677	\$ 6.46	\$ (10,568)	\$ (2.42)
\$ 23,295	\$ 9.83	\$ 24,992	\$ 10.91	\$ (1,698)	\$ (1.08)	\$ 26,723	\$ 5.65	\$ 43,363	\$ 9.44	\$ (16,640)	\$ (3.80)
2.8%		3.2%		(0.4%)		1.6%		2.8%		(1.2%)	
Operating Margin						Operating Margin					
Total Operating Expenses						Total Operating Expenses					
Admin Ratio (%)						Admin Ratio (%)					
Income (Loss) from Operations						Income (Loss) from Operations					
Margin before Non-Operating Inc/(Exp) Ratio (%)						Margin before Non-Operating Inc/(Exp) Ratio (%)					
Net Surplus/(Deficit)						Net Surplus/(Deficit)					
Margin (%)						Margin (%)					



DSNP Income Statement (\$ in thousands)

November 2024

Current Actual	PMPM	Current Budget	PMPM	Current Fav/(Unfav)	PMPM
20,304		20,195		109	
\$ 28,821	\$ 1,419.49	\$ 29,978	\$ 1,484.40	\$ (1,157)	\$ (64.91)
\$ 28,821	\$ 1,419.49	\$ 29,978	\$ 1,484.40	\$ (1,157)	\$ (64.91)
\$ 10,673	\$ 525.66	\$ 10,531	\$ 521.44	\$ (142)	\$ (4.22)
\$ 6,609	\$ 325.49	\$ 7,870	\$ 389.69	\$ 1,261	\$ 64.20
\$ 3,363	\$ 165.65	\$ 3,731	\$ 184.73	\$ 367	\$ 19.08
\$ 833	\$ 41.04	\$ -	\$ -	\$ (833)	\$ (41.04)
\$ 633	\$ 31.17	\$ 1,825	\$ 90.35	\$ 1,192	\$ 59.17
\$ 2,012	\$ 99.08	\$ 2,002	\$ 99.11	\$ (10)	\$ 0.03
\$ 790	\$ 38.90	\$ 546	\$ 27.05	\$ (244)	\$ (11.85)
\$ 24,913	\$ 1,227.00	\$ 26,504	\$ 1,312.37	\$ 1,591	\$ 85.36
86.4%		88.4%		2.0%	
\$ 3,908	\$ 192.48	\$ 3,474	\$ 172.03	\$ 434	\$ 20.45
\$ 3,569	\$ 175.79	\$ 3,328	\$ 164.79	\$ (241)	\$ (11.01)
12.4%		11.1%		(1.3%)	
\$ 339	\$ 16.69	\$ 146	\$ 7.25	\$ 192	\$ 9.44
1.2%		0.5%		0.7%	
\$ 543	\$ 26.76	\$ 569	\$ 28.15	\$ (25)	\$ (1.39)
\$ 0	\$ 0.00	\$ -	\$ -	\$ 0	\$ 0.00
\$ (2)	\$ (0.09)	\$ -	\$ -	\$ 2	\$ 0.09
\$ 60	\$ 2.98	\$ -	\$ -	\$ 60	\$ 2.98
\$ 606	\$ 29.83	\$ 569	\$ 28.15	\$ 37	\$ 1.68
\$ 945	\$ 46.52	\$ 715	\$ 35.40	\$ 230	\$ 11.12
3.3%		2.4%		0.9%	

	YTD Actual	PMPM	YTD Budget	PMPM	YTD Fav/(Unfav)	PMPM
Membership						
Member Months	40,614		40,459		155	
Revenue						
Capitation Revenue	\$ 58,860	\$ 1,449.27	\$ 60,058	\$ 1,484.40	\$ (1,197)	\$ (35.13)
Total Revenues	\$ 58,860	\$ 1,449.27	\$ 60,058	\$ 1,484.40	\$ (1,197)	\$ (35.13)
Healthcare Expenses						
Capitation	\$ 21,970	\$ 540.94	\$ 21,097	\$ 521.44	\$ (873)	\$ (19.50)
Inpatient Claims	\$ 13,196	\$ 324.91	\$ 15,645	\$ 386.68	\$ 2,449	\$ 61.77
Outpatient Claims	\$ 8,089	\$ 199.17	\$ 7,521	\$ 185.89	\$ (568)	\$ (13.27)
Skilled Nurse Facility	\$ 1,639	\$ 40.35	\$ -	\$ -	\$ (1,639)	\$ (40.35)
Pharmacy	\$ 2,267	\$ 55.82	\$ 3,652	\$ 90.26	\$ 1,385	\$ 34.44
Provider Incentive and Shared Risk	\$ 4,114	\$ 101.31	\$ 4,003	\$ 98.94	\$ (111)	\$ (2.36)
Medical Administrative Expenses	\$ 1,342	\$ 33.03	\$ 1,127	\$ 27.86	\$ (214)	\$ (5.17)
Total Healthcare Expenses	\$ 52,616	\$ 1,295.51	\$ 53,045	\$ 1,311.08	\$ 429	\$ 15.56
MCR (%)	89.4%		88.3%		(1.1%)	
Operating Margin	\$ 6,244	\$ 153.75	\$ 7,013	\$ 173.32	\$ (768)	\$ (19.57)
Total Operating Expenses	\$ 6,477	\$ 159.48	\$ 6,894	\$ 170.39	\$ 417	\$ 10.91
Admin Ratio (%)	11.0%		11.5%		0.5%	
Income (Loss) from Operations	\$ (233)	\$ (5.73)	\$ 119	\$ 2.94	\$ (352)	\$ (8.67)
Margin before Non-Operating Inc/(Exp) Ratio (%)	(0.4%)		0.2%		(0.6%)	
Interest Income,Net	\$ 1,158	\$ 28.50	\$ 1,138	\$ 28.12	\$ 20	\$ 0.39
Other Income (Expense),Net	\$ 0	\$ 0.00	\$ -	\$ -	\$ 0	\$ 0.00
Realized Gain/Loss	\$ (2)	\$ (0.05)	\$ -	\$ -	\$ 2	\$ 0.05
Unrealized Gain/Loss	\$ (226)	\$ (5.55)	\$ -	\$ -	\$ (226)	\$ (5.55)
Total Non-Operating Income/(Expense)	\$ 934	\$ 23.00	\$ 1,138	\$ 28.12	\$ (203)	\$ (5.12)
Net Surplus/(Deficit)	\$ 701	\$ 17.27	\$ 1,256	\$ 31.05	\$ (555)	\$ (13.78)
Margin (%)	1.2%		2.1%		(0.9%)	



Commercial Income Statement (\$ in thousands)

November 2024

Current Actual		Current PMPM		Current Budget		Current PMPM		Current Fav/(Unfav)		Current PMPM	
247,992		234,574		13,418							
\$ 70,421	\$ 283.96	\$ 69,763	\$ 297.40	\$ 657	\$ (13.44)						
\$ 70,421	\$ 283.96	\$ 69,763	\$ 297.40	\$ 657	\$ (13.44)						
\$ 11,710	\$ 47.22	\$ 19,682	\$ 83.90	\$ 7,972	\$ 36.69						
\$ 19,466	\$ 78.49	\$ 13,321	\$ 56.79	\$ (6,145)	\$ (21.71)						
\$ 13,762	\$ 55.49	\$ 10,529	\$ 44.88	\$ (3,233)	\$ (10.61)						
\$ 79	\$ 0.32	\$ -	\$ -	\$ (79)	\$ (0.32)						
\$ 18,165	\$ 73.25	\$ 16,102	\$ 68.64	\$ (2,063)	\$ (4.60)						
\$ 1,220	\$ 4.92	\$ 1,332	\$ 5.68	\$ 112	\$ 0.76						
\$ 1,213	\$ 4.89	\$ 993	\$ 4.23	\$ (220)	\$ (0.66)						
\$ 65,615	\$ 264.58	\$ 61,958	\$ 264.13	\$ (3,657)	\$ (0.45)						
93.2%		88.8%		(4.4%)							
\$ 4,806	\$ 19.38	\$ 7,805	\$ 33.27	\$ (2,999)	\$ (13.89)						
\$ 12,494	\$ 50.38	\$ 11,067	\$ 47.18	\$ (1,426)	\$ (3.20)						
17.7%		15.9%		(1.9%)							
\$ (7,688)	\$ (31.00)	\$ (3,263)	\$ (13.91)	\$ (4,426)	\$ (17.09)						
(10.9%)		(4.7%)		(6.2%)							
\$ 1,186	\$ 4.78	\$ 1,323	\$ 5.64	\$ (137)	\$ (0.86)						
\$ (17)	\$ (0.07)	\$ -	\$ -	\$ (17)	\$ (0.07)						
\$ (4)	\$ (0.02)	\$ -	\$ -	\$ 4	\$ 0.02						
\$ 132	\$ 0.53	\$ -	\$ -	\$ 132	\$ 0.53						
\$ 1,305	\$ 5.26	\$ 1,323	\$ 5.64	\$ (18)	\$ (0.38)						
\$ (6,383)	\$ (25.74)	\$ (1,939)	\$ (8.27)	\$ (4,444)	\$ (17.47)						
(9.1%)		(2.8%)		(6.3%)							

YTD Actual		YTD PMPM		YTD Budget		YTD PMPM		YTD Fav/(Unfav)		YTD PMPM	
491,107		468,967		22,140							
Membership											
Member Months											
Revenue											
\$ 145,030		\$ 295.31		\$ 139,473		\$ 297.41		\$ 5,556		\$ (2.09)	
\$ 145,030		\$ 295.31		\$ 139,473		\$ 297.41		\$ 5,556		\$ (2.09)	
Healthcare Expenses											
\$ 38,524		\$ 78.44		\$ 39,351		\$ 83.91		\$ 827		\$ 5.47	
\$ 36,709		\$ 74.75		\$ 26,426		\$ 56.35		\$ (10,283)		\$ (18.40)	
\$ 27,724		\$ 56.45		\$ 21,230		\$ 45.27		\$ (6,494)		\$ (11.18)	
\$ 215		\$ 0.44		\$ -		\$ -		\$ (215)		\$ (0.44)	
\$ 38,621		\$ 78.64		\$ 32,161		\$ 68.58		\$ (6,460)		\$ (10.06)	
\$ 2,440		\$ 4.97		\$ 2,663		\$ 5.68		\$ 224		\$ 0.71	
\$ 2,059		\$ 4.19		\$ 2,056		\$ 4.38		\$ (2)		\$ 0.19	
\$ 146,291		\$ 297.88		\$ 123,888		\$ 264.17		\$ (22,404)		\$ (33.71)	
100.9%		88.8%		(12.0%)							
\$ (1,262)		\$ (2.57)		\$ 15,586		\$ 33.23		\$ (16,847)		\$ (35.80)	
\$ 23,973		\$ 48.81		\$ 22,583		\$ 48.15		\$ (1,390)		\$ (0.66)	
16.5%		16.2%		(0.3%)							
\$ (25,234)		\$ (51.38)		\$ (6,997)		\$ (14.92)		\$ (18,237)		\$ (36.46)	
(17.4%)		(5.0%)		(12.4%)							
Income (Loss) from Operations											
Margin before Non-Operating Inc/(Exp) Ratio (%)											
\$ 2,527		\$ 5.15		\$ 2,642		\$ 5.63		\$ (115)		\$ (0.49)	
\$ (35)		\$ (0.07)		\$ -		\$ -		\$ (35)		\$ (0.07)	
\$ (4)		\$ (0.01)		\$ -		\$ -		\$ 4		\$ 0.01	
\$ (492)		\$ (1.00)		\$ -		\$ -		\$ (492)		\$ (1.00)	
\$ 2,004		\$ 4.08		\$ 2,642		\$ 5.63		\$ (637)		\$ (1.55)	
\$ (23,230)		\$ (47.30)		\$ (4,356)		\$ (9.29)		\$ (18,874)		\$ (38.01)	
(16.0%)		(3.1%)		(12.9%)							
Net Surplus/(Deficit)											
Margin (%)											



Incentive Programs Income Statement (\$ in thousands)

November 2024

Current Actual			Current Budget			Current Fav/(Unfav)			YTD Actual		YTD Budget		YTD Fav/(Unfav)	
	PMPM			PMPM		PMPM			PMPM		PMPM		PMPM	
-		-		-		-		-		-		-		
\$ -	\$ -	\$ -	\$ -	\$ -	\$ -	\$ -	\$ -	\$ -	\$ -	\$ 93,440	\$ -	\$ (93,440)	\$ -	
\$ -	\$ -	\$ -	\$ -	\$ -	\$ -	\$ -	\$ -	\$ -	\$ -	\$ 93,440	\$ -	\$ (93,440)	\$ -	
Membership														
Member Months														
-														
Revenue														
Capitation Revenue														
-														
Total Revenues														
-														
Healthcare Expenses														
Capitation														
\$ -	\$ -	\$ -	\$ -	\$ -	\$ -	\$ -	\$ -	\$ -	\$ -	\$ -	\$ -	\$ -	\$ -	
\$ -	\$ -	\$ -	\$ -	\$ -	\$ -	\$ -	\$ -	\$ -	\$ -	\$ -	\$ -	\$ -	\$ -	
\$ -	\$ -	\$ -	\$ -	\$ -	\$ -	\$ -	\$ -	\$ -	\$ -	\$ -	\$ -	\$ -	\$ -	
\$ -	\$ -	\$ -	\$ -	\$ -	\$ -	\$ -	\$ -	\$ -	\$ -	\$ -	\$ -	\$ -	\$ -	
\$ -	\$ -	\$ -	\$ -	\$ -	\$ -	\$ -	\$ -	\$ -	\$ -	\$ -	\$ -	\$ -	\$ -	
\$ 4,999	\$ -	\$ 1,050	\$ -	\$ (3,949)	\$ -	\$ -	\$ -	\$ 6,240	\$ -	\$ 9,375	\$ -	\$ 3,135	\$ -	
\$ 18	\$ -	\$ -	\$ -	\$ (18)	\$ -	\$ -	\$ -	\$ 29	\$ -	\$ -	\$ -	\$ (29)	\$ -	
\$ 5,017	\$ -	\$ 1,050	\$ -	\$ (3,967)	\$ -	\$ -	\$ -	\$ 6,269	\$ -	\$ 9,375	\$ -	\$ 3,106	\$ -	
0.0%		0.0%		0.0%		0.0%		0.0%		10.0%		10.0%		
\$ (5,017)	\$ -	\$ (1,050)	\$ -	\$ (3,967)	\$ -	\$ -	\$ -	\$ (6,269)	\$ -	\$ 84,065	\$ -	\$ (90,334)	\$ -	
\$ 65	\$ -	\$ 123	\$ -	\$ 59	\$ -	\$ -	\$ -	\$ 179	\$ -	\$ 336	\$ -	\$ 157	\$ -	
0.0%		0.0%		0.0%		0.0%		0.0%		0.4%		0.4%		
\$ (5,082)	\$ -	\$ (1,173)	\$ -	\$ (3,909)	\$ -	\$ -	\$ -	\$ (6,448)	\$ -	\$ 83,729	\$ -	\$ (90,177)	\$ -	
0.0%		0.0%		0.0%		0.0%		0.0%		89.6%		(89.6%)		
Operating Margin														
-														
Total Operating Expenses														
-														
Admin Ratio (%)														
-														
Income (Loss) from Operations														
-														
<i>Margin before Non-Operating Inc/(Exp) Ratio (%)</i>														
-														
Interest Income,Net														
\$ -	\$ -	\$ -	\$ -	\$ -	\$ -	\$ -	\$ -	\$ -	\$ -	\$ -	\$ -	\$ -	\$ -	
\$ -	\$ -	\$ -	\$ -	\$ -	\$ -	\$ -	\$ -	\$ -	\$ -	\$ -	\$ -	\$ -	\$ -	
\$ -	\$ -	\$ -	\$ -	\$ -	\$ -	\$ -	\$ -	\$ -	\$ -	\$ -	\$ -	\$ -	\$ -	
\$ -	\$ -	\$ -	\$ -	\$ -	\$ -	\$ -	\$ -	\$ -	\$ -	\$ -	\$ -	\$ -	\$ -	
\$ -	\$ -	\$ -	\$ -	\$ -	\$ -	\$ -	\$ -	\$ -	\$ -	\$ -	\$ -	\$ -	\$ -	
\$ (5,082)	\$ -	\$ (1,173)	\$ -	\$ (3,909)	\$ -	\$ -	\$ -	\$ (6,448)	\$ -	\$ 83,729	\$ -	\$ (90,177)	\$ -	
0.0%		0.0%		0.0%		0.0%		0.0%		89.6%		(89.6%)		
Net Surplus/(Deficit)														
-														
Margin (%)														
-														



Balance Sheet (\$ in thousands)

November 2024

	Oct-24	Nov-24
Assets		
Cash and Cash Equivalents	\$ 1,291,319	\$ 1,147,217
Short Term Investments, at fair value	\$ 2,024,401	\$ 2,005,819
Capitation Receivable	\$ 3,054,918	\$ 3,347,376
Interest and Non-Operating Receivables	\$ 265,002	\$ 139,762
Prepays and Other Current Assets	\$ 62,382	\$ 71,894
Current Assets	\$ 6,698,022	\$ 6,712,068
Capitalized Assets - net	\$ 268,022	\$ 267,908
Non-Current Assets	\$ 26,140	\$ 26,804
Total Assets	\$ 6,992,184	\$ 7,006,780
Liabilities & Equity		
Liabilities		
Accounts Payable and Accrued Liabilities	\$ 412,259	\$ 539,455
Subcapitation Payable	\$ 3,059,188	\$ 2,859,020
Accts Receivable - PP	\$ 1	\$ 1
Reserve for Claims	\$ 711,683	\$ 729,756
Accrued Medical Expenses	\$ 167,349	\$ 167,317
Deferred Revenue	\$ 67,414	\$ 122,454
Reserve for Provider Incentives	\$ 144,946	\$ 153,104
Non-Operating Payables	\$ 46,530	\$ 29,303
Grants Payable	\$ 15,825	\$ 17,841
Deferred Rent	\$ 126,177	\$ 142,161
Total Current Liabilities	\$ 4,751,372	\$ 4,760,412
Equity		
Invested in Capital Assets, Net of related dep	\$ 118,174	\$ 115,516
Restricted Equity	\$ 23,327	\$ 23,327
Minimum Tangible Net Equity	\$ 251,076	\$ 257,310
Board Designated Funds	\$ 110,027	\$ 103,481
Unrestricted Net Assets	\$ 1,738,208	\$ 1,746,734
Total Equity	\$ 2,240,812	\$ 2,246,368
Total Liabilities & Equity	\$ 6,992,184	\$ 7,006,780
Solvency Ratios		
Working Capital Ratio	1.45	1.45
Cash to Claims Ratio	0.88	0.88
Tangible Net Equity Ratio	8.92	8.73



Cash Flows Statement (\$ in thousands)

November 2024

	Oct-24	Nov-24	YTD
Cash Flows from Operating Activities:			
Capitation Revenue	\$ 783,126	\$ 943,020	\$ 1,726,146
Other Income (Expense), net	\$ 11,095	\$ 8,548	\$ 19,643
Healthcare Expenses	\$ (724,243)	\$ (1,076,858)	\$ (1,801,101)
Operating Expenses	\$ (83,498)	\$ (56,475)	\$ (139,973)
Net Cash Provided By Operating Activities	\$ (13,520)	\$ (181,765)	\$ (195,285)
Cash Flows from Investing Activities			
Purchase of investments - Net	\$ 317,054	\$ 20,054	\$ 337,108
Purchase of Capital Assets	\$ (3,403)	\$ (5,752)	\$ (9,155)
Net Cash Provided By Investing Activities	\$ 313,651	\$ 14,302	\$ 327,953
Cash Flows from Financing Activities:			
Lease Payment - Capital & ROU	\$ (309)	\$ (309)	\$ (618)
SBITA Liability Increase / (Decrease)	\$ (249)	\$ (2,462)	\$ (2,711)
Gross Premium Tax (MCO Sales Tax) - Net	\$ (82,027)	\$ 43,359	\$ (38,668)
Pass through transactions (AB 85, IGT, etc.)	\$ 77	\$ (17,227)	\$ (17,150)
Net Cash Provided By Financing Activities	\$ (82,508)	\$ 23,361	\$ (59,147)
Net Increase in Cash and Cash Equivalents	\$ 217,623	\$ (144,102)	\$ 73,521
Cash and Cash Equivalents, Beginning	\$ 1,073,696	\$ 1,291,319	\$ 1,073,696
Cash and Cash Equivalents, Ending	\$ 1,291,319	\$ 1,147,217	\$ 1,147,217
Reconciliation of Income from Operations to Net Cash Provided By (Used In) Operating Activities:			
Excess of Revenues over Expenses	\$ (19,489)	\$ 5,841	\$ (13,648)
Adjustments to Excess of Revenues Over Expenses:			
Depreciation	\$ 5,522	\$ 5,580	\$ 11,102
Realized and Unrealized (Gain)/Loss on Investments	\$ 6,758	\$ (1,472)	\$ 5,286
Deferred Rent	\$ -	\$ -	\$ -
Gross Premium Tax provision	\$ 18	\$ 17	\$ 35
Loss on Disposal of Capital Assets	\$ -	\$ -	\$ -
Total Adjustments to Excess of Revenues over Expenses	\$ 12,298	\$ 4,125	\$ 16,423
Changes in Operating Assets and Liabilities:			
Capitation Receivable	\$ (145,768)	\$ (55,413)	\$ (201,181)
Interest and Non-Operating Receivables	\$ 7,183	\$ 136	\$ 7,319
Prepaid and Other Current Assets	\$ (94,270)	\$ (24,085)	\$ (118,355)
Accounts Payable and Accrued Liabilities	\$ (26,727)	\$ 4,910	\$ (21,817)
Subcapitation Payable	\$ 271,375	\$ (200,535)	\$ 70,840
Medi-Cal Adult Expansion Payable	\$ -	\$ -	\$ -
Deferred Capitation Revenue	\$ (2,345)	\$ 54,991	\$ 52,646
Accrued Medical Expenses	\$ (20,303)	\$ 18	\$ (20,285)
Reserve for Claims	\$ 3,652	\$ 18,073	\$ 21,725
Reserve for Provider Incentives	\$ 7,216	\$ 8,158	\$ 15,374
Grants Payable	\$ (6,342)	\$ 2,016	\$ (4,326)
Net Changes in Operating Assets and Liabilities	\$ (6,329)	\$ (191,731)	\$ (198,060)
Net Cash Provided By Operating Activities	\$ (13,520)	\$ (181,765)	\$ (195,285)



DATE: January 22, 2025
TO: Finance & Budget Committee
FROM: Afzal Shah, *Chief Financial Officer*

SUBJECT: Monthly Investment Portfolio Securities Transaction Report for October 2024

To keep the Committee apprised of L.A. Care's investment portfolios and to comply with California Government Code Section 53607, attached are the monthly investment transaction details from October 1 to October 31, 2024.

L.A. Care's investment market value as of October 31, 2024, was \$3.3 billion. This includes our funds invested with the government pooled funds and the Bank of America money market sweep account fund. L.A. Care has approximately \$6 million invested with the statewide Local Agency Investment Fund (LAIF), and approximately \$11 million invested with the Los Angeles County Pooled Investment Fund (LACPIF). L.A. Care also has approximately \$113 million invested with the BlackRock Liquidity T-Fund.

The remainder as of October 31, 2024, of \$3.2 billion is managed by two independent asset managers, 1) Payden & Rygel and 2) New England Asset Management (NEAM) and is divided into three portfolios based on investment style,

1. Payden & Rygel - Short-term portfolio
2. Payden & Rygel - Extended term portfolio
3. New England Asset Management - Corporate notes extended term portfolio.

The transactions within these three portfolios are included in the attached reports.

LA Care, as a California government entity, only makes investments in bonds/fixed income, as per the California Government Code. The entries on the Investment Securities Portfolio Transaction Report reflect transactions undertaken by financial management companies on L.A. Care's behalf. L.A. Care does not direct these individual transactions. The firms, managing investments on behalf of L.A. Care, conduct the transactions based on L.A. Care's investment guidelines.

TRANSACTIONS BY TYPE

Account Name: L.A. CARE HEALTH PLAN

10/01/2024
through 10/31/2024

Tr Date	St Date	Transaction Type	Units	Description	Proceeds / (Cost)	Accrued Interest (Purch) or Sold	G/L < 1 Yr Amort Cost	G/L > 1 Yr Amort Cost	Total Amount
10/01/24	10/01/24	Buy	30,000,000.000	AUTOMATIC DATA CP 144A MAT 10/02/24 Cpn 0530A2K25	(29,995,958.33)		0.00	0.00	(29,995,958.33)
10/04/24	10/04/24	Buy	50,000,000.000	FHLB DISCOUNT NOTE MAT 10/07/24 Cpn 313384J75	(49,980,041.67)		0.00	0.00	(49,980,041.67)
10/01/24	10/04/24	Buy	3,519,416.600	FHMS KF68 A ACMB5 FRN MAT 07/25/26 Cpn 5.77 3137FPHF5	(3,522,716.06)	(5,235.99)	0.00	0.00	(3,527,952.05)
10/01/24	10/07/24	Buy	3,700,000.000	BMWLT 2024-2 A2B LEASE MAT 01/25/27 Cpn 5.27 05613MAC3	(3,700,000.00)		0.00	0.00	(3,700,000.00)
10/07/24	10/07/24	Buy	10,000,000.000	FHLB DISCOUNT NOTE MAT 10/08/24 Cpn 313384J83	(9,998,669.44)		0.00	0.00	(9,998,669.44)
10/07/24	10/07/24	Buy	50,000,000.000	FHLB DISCOUNT NOTE MAT 10/08/24 Cpn 313384J83	(49,993,347.22)		0.00	0.00	(49,993,347.22)
10/07/24	10/07/24	Buy	50,000,000.000	FHLB DISCOUNT NOTE MAT 10/08/24 Cpn 313384J83	(49,993,347.22)		0.00	0.00	(49,993,347.22)
10/07/24	10/07/24	Buy	50,000,000.000	FHLB DISCOUNT NOTE MAT 10/08/24 Cpn 313384J83	(49,993,347.22)		0.00	0.00	(49,993,347.22)
10/07/24	10/08/24	Buy	45,000,000.000	U.S. TREASURY BILL MAT 12/03/24 Cpn 912797ME4	(44,672,750.00)		0.00	0.00	(44,672,750.00)
10/08/24	10/08/24	Buy	29,440,000.000	FHLB DISCOUNT NOTE MAT 10/09/24 Cpn 313384J91	(29,436,091.02)		0.00	0.00	(29,436,091.02)
10/08/24	10/08/24	Buy	50,000,000.000	FHLB DISCOUNT NOTE MAT 10/09/24 Cpn 313384J91	(49,993,361.11)		0.00	0.00	(49,993,361.11)
10/08/24	10/08/24	Buy	50,000,000.000	FHLB DISCOUNT NOTE MAT 10/09/24 Cpn 313384J91	(49,993,361.11)		0.00	0.00	(49,993,361.11)
10/08/24	10/08/24	Buy	50,000,000.000	FHLB DISCOUNT NOTE MAT 10/09/24 Cpn 313384J91	(49,993,361.11)		0.00	0.00	(49,993,361.11)

TRANSACTIONS BY TYPE

Account Name: L.A. CARE HEALTH PLAN

10/01/2024
through 10/31/2024

Tr Date	St Date	Transaction Type	Units	Description	Proceeds / (Cost)	Accrued Interest (Purch) or Sold	G/L < 1 Yr Amort Cost	G/L > 1 Yr Amort Cost	Total Amount
10/08/24	10/08/24	Buy	50,000,000.000	FHLB DISCOUNT NOTE MAT 10/09/24 Cpn 313384J91	(49,993,361.11)		0.00	0.00	(49,993,361.11)
10/08/24	10/08/24	Buy	50,000,000.000	FHLB DISCOUNT NOTE MAT 10/09/24 Cpn 313384J91	(49,993,361.11)		0.00	0.00	(49,993,361.11)
10/08/24	10/08/24	Buy	50,000,000.000	FHLB DISCOUNT NOTE MAT 10/09/24 Cpn 313384J91	(49,993,361.11)		0.00	0.00	(49,993,361.11)
10/08/24	10/08/24	Buy	3,850,000.000	FHLB DISCOUNT NOTE MAT 10/09/24 Cpn 313384J91	(3,849,488.81)		0.00	0.00	(3,849,488.81)
10/08/24	10/08/24	Buy	50,000,000.000	FHLB DISCOUNT NOTE MAT 10/09/24 Cpn 313384J91	(49,993,361.11)		0.00	0.00	(49,993,361.11)
10/08/24	10/08/24	Buy	22,600,000.000	KIMBERLY-CLARK CP 144A MAT 10/18/24 Cpn 49436TKJ5	(22,569,866.67)		0.00	0.00	(22,569,866.67)
10/08/24	10/08/24	Buy	40,000,000.000	NOVARTIS FINANCE CP 144A MAT 10/21/24 Cpn 6698M4KM3	(39,930,666.67)		0.00	0.00	(39,930,666.67)
10/08/24	10/09/24	Buy	50,000,000.000	U.S. TREASURY BILL MAT 01/02/25 Cpn 912797LR6	(49,465,680.56)		0.00	0.00	(49,465,680.56)
10/08/24	10/09/24	Buy	50,000,000.000	U.S. TREASURY BILL MAT 01/02/25 Cpn 912797LR6	(49,465,680.56)		0.00	0.00	(49,465,680.56)
10/08/24	10/09/24	Buy	50,000,000.000	U.S. TREASURY BILL MAT 01/02/25 Cpn 912797LR6	(49,465,680.56)		0.00	0.00	(49,465,680.56)
10/08/24	10/09/24	Buy	50,000,000.000	U.S. TREASURY BILL MAT 01/02/25 Cpn 912797LR6	(49,465,680.56)		0.00	0.00	(49,465,680.56)
10/08/24	10/09/24	Buy	50,000,000.000	U.S. TREASURY BILL MAT 01/02/25 Cpn 912797LR6	(49,465,680.56)		0.00	0.00	(49,465,680.56)
10/08/24	10/09/24	Buy	50,000,000.000	U.S. TREASURY BILL MAT 02/04/25 Cpn 912797NF0	(49,268,891.67)		0.00	0.00	(49,268,891.67)

TRANSACTIONS BY TYPE

Account Name: L.A. CARE HEALTH PLAN

10/01/2024
through 10/31/2024

Tr Date	St Date	Transaction Type	Units	Description		Proceeds / (Cost)	Accrued Interest (Purch) or Sold	G/L < 1 Yr Amort Cost	G/L > 1 Yr Amort Cost	Total Amount
10/08/24	10/09/24	Buy	50,000,000.000	U.S. TREASURY BILL MAT 02/04/25 Cpn	912797NF0	(49,268,891.67)		0.00	0.00	(49,268,891.67)
10/08/24	10/09/24	Buy	50,000,000.000	U.S. TREASURY BILL MAT 02/04/25 Cpn	912797NF0	(49,268,891.67)		0.00	0.00	(49,268,891.67)
10/08/24	10/09/24	Buy	50,000,000.000	U.S. TREASURY BILL MAT 02/04/25 Cpn	912797NF0	(49,268,891.67)		0.00	0.00	(49,268,891.67)
10/01/24	10/09/24	Buy	2,900,000.000	PILOT 2024-2A A2B LEASE 144A MAT 12/21/26 Cpn 5.29	73328NAC5	(2,900,000.00)		0.00	0.00	(2,900,000.00)
10/10/24	10/10/24	Buy	40,000,000.000	U.S. TREASURY BILL MAT 10/22/24 Cpn	912797LU9	(39,937,085.33)		0.00	0.00	(39,937,085.33)
10/10/24	10/10/24	Buy	50,000,000.000	U.S. TREASURY BILL MAT 10/22/24 Cpn	912797LU9	(49,921,356.67)		0.00	0.00	(49,921,356.67)
10/10/24	10/10/24	Buy	50,000,000.000	U.S. TREASURY BILL MAT 10/22/24 Cpn	912797LU9	(49,921,356.67)		0.00	0.00	(49,921,356.67)
10/10/24	10/10/24	Buy	50,000,000.000	U.S. TREASURY BILL MAT 01/09/25 Cpn	912797LX3	(49,428,507.36)		0.00	0.00	(49,428,507.36)
10/10/24	10/10/24	Buy	50,000,000.000	U.S. TREASURY BILL MAT 01/09/25 Cpn	912797LX3	(49,428,507.36)		0.00	0.00	(49,428,507.36)
10/10/24	10/10/24	Buy	50,000,000.000	U.S. TREASURY BILL MAT 02/04/25 Cpn	912797NF0	(49,278,727.50)		0.00	0.00	(49,278,727.50)
10/10/24	10/10/24	Buy	50,000,000.000	U.S. TREASURY BILL MAT 02/04/25 Cpn	912797NF0	(49,278,727.50)		0.00	0.00	(49,278,727.50)
10/10/24	10/10/24	Buy	50,000,000.000	U.S. TREASURY BILL MAT 10/15/24 Cpn	912797LT2	(49,967,385.42)		0.00	0.00	(49,967,385.42)
10/10/24	10/10/24	Buy	50,000,000.000	U.S. TREASURY BILL MAT 10/15/24 Cpn	912797LT2	(49,967,385.42)		0.00	0.00	(49,967,385.42)

TRANSACTIONS BY TYPE

Account Name: L.A. CARE HEALTH PLAN

10/01/2024
through 10/31/2024

Tr Date	St Date	Transaction Type	Units	Description		Proceeds / (Cost)	Accrued Interest (Purch) or Sold	G/L < 1 Yr Amort Cost	G/L > 1 Yr Amort Cost	Total Amount
10/10/24	10/10/24	Buy	50,000,000.000	U.S. TREASURY BILL MAT 10/15/24 Cpn	912797LT2	(49,967,385.42)		0.00	0.00	(49,967,385.42)
10/10/24	10/10/24	Buy	50,000,000.000	U.S. TREASURY BILL MAT 11/05/24 Cpn	912797MA2	(49,829,577.22)		0.00	0.00	(49,829,577.22)
10/10/24	10/10/24	Buy	50,000,000.000	U.S. TREASURY BILL MAT 11/05/24 Cpn	912797MA2	(49,829,577.22)		0.00	0.00	(49,829,577.22)
10/10/24	10/10/24	Buy	50,000,000.000	U.S. TREASURY BILL MAT 12/03/24 Cpn	912797ME4	(49,651,025.00)		0.00	0.00	(49,651,025.00)
10/10/24	10/10/24	Buy	50,000,000.000	U.S. TREASURY BILL MAT 12/03/24 Cpn	912797ME4	(49,651,025.00)		0.00	0.00	(49,651,025.00)
10/10/24	10/10/24	Buy	50,000,000.000	CREDIT AGRICOLE CP MAT 10/11/24 Cpn	22533TKB1	(49,993,319.44)		0.00	0.00	(49,993,319.44)
10/10/24	10/10/24	Buy	30,000,000.000	CUMMINS INC CP 144A MAT 11/06/24 Cpn	23102UL67	(29,892,000.00)		0.00	0.00	(29,892,000.00)
10/10/24	10/10/24	Buy	20,000,000.000	FHLB DISCOUNT NOTE MAT 10/11/24 Cpn	313384K32	(19,997,388.89)		0.00	0.00	(19,997,388.89)
10/10/24	10/10/24	Buy	50,000,000.000	FHLB DISCOUNT NOTE MAT 10/11/24 Cpn	313384K32	(49,993,472.22)		0.00	0.00	(49,993,472.22)
10/10/24	10/10/24	Buy	140,000,000.000	FHLB DISCOUNT NOTE MAT 10/11/24 Cpn	313384K32	(139,981,916.67)		0.00	0.00	(139,981,916.67)
10/10/24	10/10/24	Buy	10,000,000.000	KIMBERLY-CLARK CP 144A MAT 10/17/24 Cpn	49436TKH9	(9,990,666.67)		0.00	0.00	(9,990,666.67)
10/10/24	10/10/24	Buy	40,000,000.000	MARS INC CP 144A MAT 11/14/24 Cpn	57167ELE6	(39,813,333.33)		0.00	0.00	(39,813,333.33)
10/10/24	10/10/24	Buy	25,000,000.000	NATL SEC CLEARING CP 144A MAT 11/15/24 Cpn	63763PLF4	(24,880,750.00)		0.00	0.00	(24,880,750.00)

TRANSACTIONS BY TYPE

Account Name: L.A. CARE HEALTH PLAN

10/01/2024
through 10/31/2024

Tr Date	St Date	Transaction Type	Units	Description	Proceeds / (Cost)	Accrued Interest (Purch) or Sold	G/L < 1 Yr Amort Cost	G/L > 1 Yr Amort Cost	Total Amount
10/10/24	10/10/24	Buy	5,000,000.000	PACCAR FINANCIAL CP MAT 10/24/24 Cpn 69372AKQ4	(4,990,666.67)		0.00	0.00	(4,990,666.67)
10/11/24	10/11/24	Buy	50,000,000.000	CREDIT AGRICOLE CP MAT 10/15/24 Cpn 22533TKF2	(49,973,277.78)		0.00	0.00	(49,973,277.78)
10/11/24	10/11/24	Buy	40,000,000.000	CATERPILLAR FIN CP MAT 10/21/24 Cpn 14912DKM0	(39,946,666.67)		0.00	0.00	(39,946,666.67)
10/11/24	10/11/24	Buy	40,000,000.000	HOME DEPOT CP 144A MAT 10/18/24 Cpn 43707LKJ7	(39,962,666.67)		0.00	0.00	(39,962,666.67)
10/11/24	10/11/24	Buy	45,000,000.000	ILLINOIS TOOL WORKS CP 144A MAT 10/15/24 Cpn 4523ELKF1	(44,976,000.00)		0.00	0.00	(44,976,000.00)
10/11/24	10/11/24	Buy	20,000,000.000	KENVUE CP 144A MAT 10/17/24 Cpn 49177FKH2	(19,984,000.00)		0.00	0.00	(19,984,000.00)
10/11/24	10/11/24	Buy	20,000,000.000	PACCAR FINANCIAL CP MAT 11/13/24 Cpn 69372ALD2	(19,912,000.00)		0.00	0.00	(19,912,000.00)
10/10/24	10/11/24	Buy	50,000,000.000	U.S. TREASURY NOTE MAT 09/30/26 Cpn 3.50 91282CLP4	(49,531,250.00)	(52,884.62)	0.00	0.00	(49,584,134.62)
10/11/24	10/15/24	Buy	5,000,000.000	U.S. TREASURY BILL MAT 11/12/24 Cpn 912797MB0	(4,981,558.89)		0.00	0.00	(4,981,558.89)
10/11/24	10/15/24	Buy	50,000,000.000	U.S. TREASURY BILL MAT 11/12/24 Cpn 912797MB0	(49,815,588.89)		0.00	0.00	(49,815,588.89)
10/15/24	10/15/24	Buy	10,900,000.000	CA LOS ANGELES WASTEWATER MAT 10/22/24 Cpn 4.84 54466DBM6	(10,900,000.00)		0.00	0.00	(10,900,000.00)
10/15/24	10/15/24	Buy	2,500,000.000	UNIVERSITY OF CHICAGO CP TXB MAT 10/16/24 Cpn 91336CKG1	(2,499,665.00)		0.00	0.00	(2,499,665.00)
10/09/24	10/16/24	Buy	3,900,000.000	TESLA 2024-B A2A LEASE 144A MAT 01/20/27 Cpn 4.79 881934AB9	(3,899,682.93)		0.00	0.00	(3,899,682.93)

TRANSACTIONS BY TYPE

Account Name: L.A. CARE HEALTH PLAN

10/01/2024
through 10/31/2024

Tr Date	St Date	Transaction Type	Units	Description	Proceeds / (Cost)	Accrued Interest (Purch) or Sold	G/L < 1 Yr Amort Cost	G/L > 1 Yr Amort Cost	Total Amount
10/22/24	10/22/24	Buy	21,200,000.000	CA LOS ANGELES WASTEWATER MAT 10/23/24 Cpn 4.84 54466DBN4	(21,200,000.00)		0.00	0.00	(21,200,000.00)
10/23/24	10/23/24	Buy	40,000,000.000	CREDIT AGRICOLE CP MAT 10/24/24 Cpn 22533TKQ8	(39,994,655.56)		0.00	0.00	(39,994,655.56)
10/23/24	10/23/24	Buy	30,000,000.000	FNMA DISCOUNT NOTE MAT 10/24/24 Cpn 313588L86	(29,996,058.33)		0.00	0.00	(29,996,058.33)
10/23/24	10/23/24	Buy	20,000,000.000	CA LOS ANGELES WASTEWATER MAT 01/08/25 Cpn 4.78 54466DBR5	(20,000,000.00)		0.00	0.00	(20,000,000.00)
10/24/24	10/24/24	Buy	40,000,000.000	CREDIT AGRICOLE CP MAT 10/25/24 Cpn 22533TKR6	(39,994,655.56)		0.00	0.00	(39,994,655.56)
10/24/24	10/24/24	Buy	10,000,000.000	FHLB DISCOUNT NOTE MAT 10/25/24 Cpn 313384L98	(9,998,736.11)		0.00	0.00	(9,998,736.11)
10/24/24	10/24/24	Buy	50,000,000.000	FHLB DISCOUNT NOTE MAT 10/25/24 Cpn 313384L98	(49,993,680.56)		0.00	0.00	(49,993,680.56)
10/16/24	10/24/24	Buy	1,500,000.000	HAROT 2024-4 A2 CAR MAT 03/15/27 Cpn 4.56 43816DAB1	(1,499,897.70)		0.00	0.00	(1,499,897.70)
10/23/24	10/25/24	Buy	15,517,200.000	U.S. TREASURY NOTE MAT 10/15/27 Cpn 3.88 91282CLQ2	(15,452,342.95)	(16,519.00)	0.00	0.00	(15,468,861.95)
10/23/24	10/25/24	Buy	14,482,800.000	U.S. TREASURY NOTE MAT 10/15/27 Cpn 3.88 91282CLQ2	(14,423,397.89)	(15,417.82)	0.00	0.00	(14,438,815.71)
10/25/24	10/28/24	Buy	1,000,000.000	EFF 2024-2 A2 FLEET 144A MAT 12/20/26 Cpn 5.74 29375RAB2	(1,008,554.69)	(1,275.56)	0.00	0.00	(1,009,830.25)

TRANSACTIONS BY TYPE

Account Name: L.A. CARE HEALTH PLAN

10/01/2024
through 10/31/2024

Tr Date	St Date	Transaction Type	Units	Description	Proceeds / (Cost)	Accrued Interest (Purch) or Sold	G/L < 1 Yr Amort Cost	G/L > 1 Yr Amort Cost	Total Amount
Fixed Income - cont.									
10/28/24	10/29/24	Buy	2,220,000.000	DEFT 2023-2 A3 EQP 144A MAT 01/22/29 Cpn 5.65 24703GAC8	(2,234,655.47)	(2,438.92)	0.00	0.00	(2,237,094.39)
			2,834,229,416.600		(2,822,663,922.21)	(93,771.91)	0.00	0.00	(2,822,757,694.12)
10/01/24	10/01/24	Coupon		CA LOS ANGELES WASTEWATER MAT 10/01/24 Cpn 5.48 54466DBH7		126,344.44	0.00	0.00	126,344.44
10/07/24	10/07/24	Coupon		CCCIT 2023-A2 A2 CARD MAT 12/08/27 Cpn 5.47 17305EGX7		22,731.72	0.00	0.00	22,731.72
10/07/24	10/07/24	Coupon		INTER-AMERICAN DEV BANK FRN MAT 10/05/28 Cpn 5.21 45828RAA3		116,774.87	0.00	0.00	116,774.87
10/10/24	10/10/24	Coupon		CRVNA 2021-P2 A4 CAR MAT 01/10/27 Cpn 0.80 14687TAD9		1,610.82	0.00	0.00	1,610.82
10/10/24	10/10/24	Coupon		CRVNA 2021-P4 A3 CAR MAT 01/11/27 Cpn 1.31 14687KAC0		5,502.77	0.00	0.00	5,502.77
10/10/24	10/10/24	Coupon		CRVNA 2024-P1 A2 CAR 144A MAT 08/10/27 Cpn 5.50 14688NAB5		14,882.45	0.00	0.00	14,882.45
10/13/24	10/13/24	Coupon		MMAF 2024-A A2 EQP 144A MAT 09/13/27 Cpn 5.20 55318CAB0		10,258.13	0.00	0.00	10,258.13
10/15/24	10/15/24	Coupon		ALLYA 2024-2 A2 CAR MAT 07/15/27 Cpn 4.46 02007NAB4		8,251.00	0.00	0.00	8,251.00
10/15/24	10/15/24	Coupon		BAAT 2023-1A A2 CAR 144A MAT 05/15/26 Cpn 5.83 06428AAB4		8,496.33	0.00	0.00	8,496.33
10/15/24	10/15/24	Coupon		CARMX 2021-3 A3 CAR MAT 06/15/26 Cpn 0.55 14317DAC4		829.56	0.00	0.00	829.56

TRANSACTIONS BY TYPE

Account Name: L.A. CARE HEALTH PLAN

10/01/2024
through 10/31/2024

Tr Date	St Date	Transaction Type	Units	Description	Proceeds / (Cost)	Accrued Interest (Purch) or Sold	G/L < 1 Yr Amort Cost	G/L > 1 Yr Amort Cost	Total Amount
10/15/24	10/15/24	Coupon		CARMX 2022-3 A3 CAR MAT 04/15/27 Cpn 3.97 14318MAD1		10,030.72	0.00	0.00	10,030.72
10/15/24	10/15/24	Coupon		CARMX 2022-3 A3 CAR MAT 04/15/27 Cpn 3.97 14318MAD1		23,710.11	0.00	0.00	23,710.11
10/15/24	10/15/24	Coupon		CARMX 2023-1 A3 CAR MAT 10/15/27 Cpn 4.75 14318DAC3		26,125.00	0.00	0.00	26,125.00
10/15/24	10/15/24	Coupon		CARMX 2024-A2A CAR MAT 03/15/27 Cpn 5.30 14318WAB3		4,429.52	0.00	0.00	4,429.52
10/15/24	10/15/24	Coupon		CARMX 2024-A2A CAR MAT 03/15/27 Cpn 5.30 14318WAB3		3,691.27	0.00	0.00	3,691.27
10/15/24	10/15/24	Coupon		CARMX 2024-2 A2A CAR MAT 05/17/27 Cpn 5.65 14319EAC0		19,775.00	0.00	0.00	19,775.00
10/15/24	10/15/24	Coupon		CCG 2024-1 A1 EQP 144A MAT 08/14/25 Cpn 5.41 12515PAA5		14,427.02	0.00	0.00	14,427.02
10/15/24	10/15/24	Coupon		DTRT 2024-1 A2 EQP MAT 04/15/26 Cpn 5.60 233874AB2		16,952.16	0.00	0.00	16,952.16
10/15/24	10/15/24	Coupon		FORDF 2024-1 A2 FLOORPLAN 144 MAT 04/15/29 Cpn 5.76 34528QJB1		49,075.01	0.00	0.00	49,075.01
10/15/24	10/15/24	Coupon		FORDL 2023-B A3 LEASE MAT 10/15/26 Cpn 5.91 34529NAD2		51,756.83	0.00	0.00	51,756.83
10/15/24	10/15/24	Coupon		FORDO 2024-A A1 CAR MAT 04/15/25 Cpn 5.52 34535EAA0		984.15	0.00	0.00	984.15
10/15/24	10/15/24	Coupon		GALC 2022-1 A3 EQP 144A MAT 09/15/26 Cpn 5.08 39154TBW7		21,166.67	0.00	0.00	21,166.67
10/15/24	10/15/24	Coupon		GALC 2024-1 A2 EQP 144A MAT 08/17/26 Cpn 5.32 39154TCH9		11,083.33	0.00	0.00	11,083.33

TRANSACTIONS BY TYPE

Account Name: L.A. CARE HEALTH PLAN

10/01/2024
through 10/31/2024

Tr Date	St Date	Transaction Type	Units	Description	Proceeds / (Cost)	Accrued Interest (Purch) or Sold	G/L < 1 Yr Amort Cost	G/L > 1 Yr Amort Cost	Total Amount
10/15/24	10/15/24	Coupon		GALC 2024-2 A2 EQP 144A MAT 03/15/27 Cpn 5.28 39154GAB2		8,800.00	0.00	0.00	8,800.00
10/15/24	10/15/24	Coupon		GFORT 2024-1A A2 FLOORPLAN 14 MAT 03/15/29 Cpn 5.76 361886DB7		7,107.86	0.00	0.00	7,107.86
10/15/24	10/15/24	Coupon		HALST 2024-A A2A LEASE 144A MAT 06/15/26 Cpn 5.15 448988AB1		7,355.10	0.00	0.00	7,355.10
10/15/24	10/15/24	Coupon		HALST 2024-B A2B LEASE 144A MAT 10/15/26 Cpn 5.46 44934FAC9		35,693.63	0.00	0.00	35,693.63
10/15/24	10/15/24	Coupon		HAROT 2023-2 A2 CAR MAT 04/15/26 Cpn 5.41 437927AB2		12,134.45	0.00	0.00	12,134.45
10/15/24	10/15/24	Coupon		HART 2021-C A3 CAR MAT 05/15/26 Cpn 0.74 44935FAD6		696.09	0.00	0.00	696.09
10/15/24	10/15/24	Coupon		HART 2023-A A2A CAR MAT 12/15/25 Cpn 5.19 448979AB0		620.89	0.00	0.00	620.89
10/15/24	10/15/24	Coupon		HART 2023-B A2A CAR MAT 05/15/26 Cpn 5.77 44933XAB3		7,291.01	0.00	0.00	7,291.01
10/15/24	10/15/24	Coupon		HART 2023-C A2A CAR MAT 01/15/27 Cpn 5.80 44918CAB8		6,831.13	0.00	0.00	6,831.13
10/15/24	10/15/24	Coupon		HART 20024-A A2A CAR MAT 04/15/27 Cpn 5.29 448973AB3		16,171.63	0.00	0.00	16,171.63
10/15/24	10/15/24	Coupon		JOHN DEERE 2021-A A3 EQP MAT 09/15/25 Cpn 0.36 47788UAC6		20.16	0.00	0.00	20.16
10/15/24	10/15/24	Coupon		LADAR 2024-2A A2 CAR 144A MAT 03/15/27 Cpn 5.70 505920AB4		34,675.00	0.00	0.00	34,675.00
10/15/24	10/15/24	Coupon		LADAR 2024-1A A2 CAR 144A MAT 11/16/26 Cpn 5.44 501689AB9		9,422.91	0.00	0.00	9,422.91

TRANSACTIONS BY TYPE

Account Name: L.A. CARE HEALTH PLAN

10/01/2024
through 10/31/2024

Tr Date	St Date	Transaction Type	Units	Description	Proceeds / (Cost)	Accrued Interest (Purch) or Sold	G/L < 1 Yr Amort Cost	G/L > 1 Yr Amort Cost	Total Amount
10/15/24	10/15/24	Coupon		CA LOS ANGELES WASTEWATER MAT 10/15/24 Cpn 4.92 54466DBK0		38,731.33	0.00	0.00	38,731.33
10/15/24	10/15/24	Coupon		MBALT 2024-A A2B LEASE MAT 02/16/27 Cpn 5.41 58770JAC8		13,924.18	0.00	0.00	13,924.18
10/15/24	10/15/24	Coupon		PFSFC 2024-E A INS 144A MAT 07/15/28 Cpn 5.86 69335PFL4		65,413.37	0.00	0.00	65,413.37
10/15/24	10/15/24	Coupon		TAOT 2023-D A2A CAR MAT 11/16/26 Cpn 5.80 89239FAB8		13,391.47	0.00	0.00	13,391.47
10/15/24	10/15/24	Coupon		WLAKE 2023-P1 A2 CAR 144A MAT 02/16/27 Cpn 5.89 96042UAB7		17,052.50	0.00	0.00	17,052.50
10/15/24	10/15/24	Coupon		WORLD OMNI 2020-C A4 CAR MAT 10/15/26 Cpn 0.61 98163CAF7		1,706.42	0.00	0.00	1,706.42
10/15/24	10/15/24	Coupon		WOART 2022-C A3 CAR MAT 10/15/27 Cpn 3.66 98163TAD5		28,701.90	0.00	0.00	28,701.90
10/15/24	10/15/24	Coupon		WOART 2023-A A2A CAR MAT 07/15/26 Cpn 5.18 98164JAB0		3,521.80	0.00	0.00	3,521.80
10/16/24	10/16/24	Coupon		FHLB C 7/16/2025 Q SOFRRATE MAT 07/16/26 Cpn 4.95 3130B1ZC4		188,918.33	0.00	0.00	188,918.33
10/16/24	10/16/24	Coupon		GMCAR 2021-4 A3 CAR MAT 09/16/26 Cpn 0.68 362554AC1		923.81	0.00	0.00	923.81
10/16/24	10/16/24	Coupon		GMCAR 2023-2 A2A CAR MAT 05/18/26 Cpn 5.10 362583AB2		1,049.40	0.00	0.00	1,049.40
10/16/24	10/16/24	Coupon		GMCAR 2023-2 A2A CAR MAT 05/18/26 Cpn 5.10 362583AB2		330.56	0.00	0.00	330.56
10/16/24	10/16/24	Coupon		GMCAR 2023-3 A2A CAR MAT 09/16/26 Cpn 5.74 36267KAB3		5,892.54	0.00	0.00	5,892.54

TRANSACTIONS BY TYPE

Account Name: L.A. CARE HEALTH PLAN

10/01/2024
through 10/31/2024

Tr Date	St Date	Transaction Type	Units	Description	Proceeds / (Cost)	Accrued Interest (Purch) or Sold	G/L < 1 Yr Amort Cost	G/L > 1 Yr Amort Cost	Total Amount
10/16/24	10/16/24	Coupon		GMCAR 2024-1 A2B CAR MAT 02/16/27 Cpn 5.39 36268GAC9		4,971.07	0.00	0.00	4,971.07
10/16/24	10/16/24	Coupon		GMCAR 2024-2 A2A CAR MAT 03/16/27 Cpn 5.33 379931AB4		37,754.17	0.00	0.00	37,754.17
10/17/24	10/17/24	Coupon		FHLB C 10/17/2024 M MAT 04/17/26 Cpn 5.50 3130B0UY3		412,500.00	0.00	0.00	412,500.00
10/20/24	10/20/24	Coupon		DLLAD 2024-1A A2 EQP 144A MAT 08/20/27 Cpn 5.50 23346MAB2		27,041.67	0.00	0.00	27,041.67
10/20/24	10/20/24	Coupon		DLLST 2024-1A A2 EQP 144A MAT 01/20/26 Cpn 5.33 23346HAB3		3,553.33	0.00	0.00	3,553.33
10/20/24	10/20/24	Coupon		EFF 2023-1 A2 FLEET 144A MAT 01/22/29 Cpn 5.51 29375CAB5		35,825.27	0.00	0.00	35,825.27
10/20/24	10/20/24	Coupon		EFF 2024-3 A2 FLEET 144A MAT 04/20/27 Cpn 5.31 29375QAB4		26,107.50	0.00	0.00	26,107.50
10/20/24	10/20/24	Coupon		GMALT 2023-2 A3 LEASE MAT 07/20/26 Cpn 5.05 362548AD1		42,083.33	0.00	0.00	42,083.33
10/20/24	10/20/24	Coupon		GMALT 2024-1 A2A LEASE MAT 06/22/26 Cpn 5.18 36269FAB2		9,249.63	0.00	0.00	9,249.63
10/20/24	10/20/24	Coupon		GMALT 2024-2 A2A LEASE MAT 09/21/26 Cpn 5.43 36269WAB5		17,195.00	0.00	0.00	17,195.00
10/20/24	10/20/24	Coupon		SBALT 2024-A A2 LEASE 144A MAT 01/20/26 Cpn 5.45 78414SAC8		14,787.26	0.00	0.00	14,787.26
10/20/24	10/20/24	Coupon		SBALT 2024-B A2 LEASE 144A MAT 11/20/26 Cpn 5.67 78437VAC4		24,097.50	0.00	0.00	24,097.50
10/20/24	10/20/24	Coupon		SFAST 2024-1A A2 CAR 144A MAT 06/21/27 Cpn 5.35 78435VAB8		9,184.61	0.00	0.00	9,184.61

TRANSACTIONS BY TYPE

Account Name: L.A. CARE HEALTH PLAN

10/01/2024
through 10/31/2024

Tr Date	St Date	Transaction Type	Units	Description	Proceeds / (Cost)	Accrued Interest (Purch) or Sold	G/L < 1 Yr Amort Cost	G/L > 1 Yr Amort Cost	Total Amount
10/20/24	10/20/24	Coupon		TESLA 2024-A A2A LEASE 144A MAT 06/22/26 Cpn 5.37 88166VAB2		2,013.43	0.00	0.00	2,013.43
10/20/24	10/20/24	Coupon		VALET 2023-1 A2A CAR MAT 12/21/26 Cpn 5.50 92867WAB4		3,251.17	0.00	0.00	3,251.17
10/20/24	10/20/24	Coupon		VWALT 2024-A A2A LEASE MAT 12/21/26 Cpn 5.40 92866EAB5		12,600.00	0.00	0.00	12,600.00
10/20/24	10/20/24	Coupon		VZMT 2022-6 A PHONE MAT 01/22/29 Cpn 3.67 92348KAZ6		30,583.33	0.00	0.00	30,583.33
10/21/24	10/21/24	Coupon		DLLAD 2024-1A A1 EQP 144A MAT 05/20/25 Cpn 5.54 23346MAA4		8,751.53	0.00	0.00	8,751.53
10/21/24	10/21/24	Coupon		DLLMT 2024-1A A1 144A MAT 08/20/25 Cpn 5.35 23347AAA9		13,612.76	0.00	0.00	13,612.76
10/21/24	10/21/24	Coupon		EFF 2024-2 A1 FLEET 144A MAT 05/20/25 Cpn 5.61 29375RAA4		12,417.99	0.00	0.00	12,417.99
10/21/24	10/21/24	Coupon		EFF 2024-3 A1 FLEET 144A MAT 07/21/25 Cpn 5.49 29375QAA6		9,448.80	0.00	0.00	9,448.80
10/21/24	10/21/24	Coupon		HAROT 2024-3 A2 CAR MAT 02/22/27 Cpn 4.89 43813YAB8		7,131.25	0.00	0.00	7,131.25
10/21/24	10/21/24	Coupon		SVENSKA HANDELSBANKEN NY Y MAT 02/21/25 Cpn 5.07 86959TEL6		56,731.28	0.00	0.00	56,731.28
10/21/24	10/21/24	Coupon		TEVT 2023-1 A2B CAR 144A MAT 12/21/26 Cpn 5.41 881943AC8		22,022.92	0.00	0.00	22,022.92
10/21/24	10/21/24	Coupon		VZMT 2024-1 A1B PHONE MAT 12/20/28 Cpn 5.64 92348KCM3		9,803.14	0.00	0.00	9,803.14
10/22/24	10/22/24	Coupon		CA LOS ANGELES WASTEWATER MAT 10/22/24 Cpn 4.84 54466DBM6		10,258.11	0.00	0.00	10,258.11

TRANSACTIONS BY TYPE

Account Name: L.A. CARE HEALTH PLAN

10/01/2024
through 10/31/2024

Tr Date	St Date	Transaction Type	Units	Description	Proceeds / (Cost)	Accrued Interest (Purch) or Sold	G/L < 1 Yr Amort Cost	G/L > 1 Yr Amort Cost	Total Amount
10/23/24	10/23/24	Coupon		CA LOS ANGELES WASTEWATER MAT 10/23/24 Cpn 4.84 54466DBN4		2,850.22	0.00	0.00	2,850.22
10/23/24	10/23/24	Coupon		MA BAY TRANSPORTATION AUTH MAT 10/23/24 Cpn 5.44 57559LAC2		103,964.44	0.00	0.00	103,964.44
10/25/24	10/25/24	Coupon		BMWLT 2024-1 A2A LEASE MAT 07/27/26 Cpn 5.10 05611UAB9		10,859.37	0.00	0.00	10,859.37
10/25/24	10/25/24	Coupon		BMWOT 2023-A A2A CAR MAT 04/27/26 Cpn 5.72 05592XAB6		8,818.08	0.00	0.00	8,818.08
10/25/24	10/25/24	Coupon		CHAOT 2024-1A A2 CAR 144A MAT 04/26/27 Cpn 5.48 16144BAB4		9,640.49	0.00	0.00	9,640.49
10/25/24	10/25/24	Coupon		FHMS KF68 A ACMBS FRN MAT 07/25/26 Cpn 5.77 3137FPHF5		17,453.31	0.00	0.00	17,453.31
10/25/24	10/25/24	Coupon		FHMS KI07 A SOFRFRN MAT 09/25/26 Cpn 5.33 3137H3KA9		31,949.73	0.00	0.00	31,949.73
10/25/24	10/25/24	Coupon		FHMS KI08 A 1MOFRN CMBS MAT 10/25/26 Cpn 5.36 3137H4RC6		8,986.05	0.00	0.00	8,986.05
10/25/24	10/25/24	Coupon		FHMS KS09 A MAT 10/25/27 Cpn 5.34 3137FCK52		59,071.49	0.00	0.00	59,071.49
10/25/24	10/25/24	Coupon		FNA 2015-M6 FA MAT 01/25/26 Cpn 5.27 3136ANLN5		9,809.12	0.00	0.00	9,809.12
10/29/24	10/29/24	Coupon		CA STATE GO/ULT CP TXB MAT 10/29/24 Cpn 4.80 13068BLE5		38,842.62	0.00	0.00	38,842.62
10/30/24	10/30/24	Coupon		CANADIAN IMPERIAL BANK YCD FR MAT 05/29/25 Cpn 5.07 13606K7D2		63,866.67	0.00	0.00	63,866.67
10/30/24	10/30/24	Coupon		U.S. TREASURY FRN MAT 04/30/26 Cpn 4.71 91282CKM2		126,774.58	0.00	0.00	126,774.58

TRANSACTIONS BY TYPE

Account Name: L.A. CARE HEALTH PLAN

10/01/2024
through 10/31/2024

Tr Date	St Date	Transaction Type	Units	Description	Proceeds / (Cost)	Accrued Interest (Purch) or Sold	G/L < 1 Yr Amort Cost	G/L > 1 Yr Amort Cost	Total Amount
10/31/24	10/31/24	Coupon		U.S. TREASURY FRN MAT 10/31/25 Cpn 4.73 91282CJD4		642,972.92	0.00	0.00	642,972.92
						3,094,101.49	0.00	0.00	3,094,101.49
10/01/24	10/01/24	Income	2,959.590	ADJ NET INT MAT Cpn USD		2,959.59	0.00	0.00	2,959.59
10/01/24	10/01/24	Income	377,924.800	STIF INT MAT Cpn USD		377,924.80	0.00	0.00	377,924.80
			380,884.390			380,884.39	0.00	0.00	380,884.39
10/01/24	10/01/24	Contributn	30,000,000.000	NM MAT Cpn USD	30,000,000.00		0.00	0.00	30,000,000.00
10/10/24	10/10/24	Contributn	800,000,000.000	NM MAT Cpn USD	800,000,000.00		0.00	0.00	800,000,000.00
			830,000,000.000		830,000,000.00		0.00	0.00	830,000,000.00
10/07/24	10/08/24	Sell Long	40,000,000.000	U.S. TREASURY BILL MAT 12/10/24 Cpn 912797MN4	39,377,108.89	309,991.11	35,840.00	0.00	39,687,100.00
10/07/24	10/08/24	Sell Long	5,000,000.000	U.S. TREASURY BILL MAT 12/10/24 Cpn 912797MN4	4,922,138.61	38,748.89	4,480.00	0.00	4,960,887.50
10/16/24	10/16/24	Sell Long	10,000,000.000	U.S. TREASURY BILL MAT 10/17/24 Cpn 912797KU0	9,868,778.40	129,915.00	136.90	0.00	9,998,693.40
10/17/24	10/17/24	Call	15,000,000.000	FHLB C 10/17/2024 M MAT 04/17/26 Cpn 5.50 3130B0UY3	15,000,000.00		12,518.03	0.00	15,000,000.00

TRANSACTIONS BY TYPE

Account Name: L.A. CARE HEALTH PLAN

10/01/2024
through 10/31/2024

Tr Date	St Date	Transaction Type	Units	Description		Proceeds / (Cost)	Accrued Interest (Purch) or Sold	G/L < 1 Yr Amort Cost	G/L > 1 Yr Amort Cost	Total Amount
10/18/24	10/18/24	Sell Long	30,000,000.000	U.S. TREASURY BILL MAT 10/22/24 Cpn	912797LU9	29,493,494.59	490,655.41	1,518.34	0.00	29,984,150.00
10/18/24	10/18/24	Sell Long	5,000,000.000	U.S. TREASURY BILL MAT 10/22/24 Cpn	912797LU9	4,992,115.44	5,242.89	(20.23)	0.00	4,997,358.33
10/18/24	10/18/24	Sell Long	35,000,000.000	U.S. TREASURY BILL MAT 10/22/24 Cpn	912797LU9	34,944,808.11	36,700.22	(141.56)	0.00	34,981,508.33
10/18/24	10/18/24	Sell Long	15,000,000.000	U.S. TREASURY BILL MAT 10/22/24 Cpn	912797LU9	14,976,346.33	15,728.67	(60.67)	0.00	14,992,075.00
10/18/24	10/18/24	Sell Long	20,000,000.000	U.S. TREASURY BILL MAT 11/05/24 Cpn	912797MA2	19,669,632.50	283,167.50	4,285.00	0.00	19,952,800.00
10/18/24	10/18/24	Sell Long	30,000,000.000	U.S. TREASURY BILL MAT 11/05/24 Cpn	912797MA2	29,504,448.75	424,751.25	6,427.50	0.00	29,929,200.00
10/18/24	10/18/24	Sell Long	20,000,000.000	U.S. TREASURY BILL MAT 11/05/24 Cpn	912797MA2	19,669,632.50	283,167.50	4,285.00	0.00	19,952,800.00
10/18/24	10/18/24	Sell Long	30,000,000.000	U.S. TREASURY BILL MAT 11/05/24 Cpn	912797MA2	29,772,370.83	156,829.17	3,487.50	0.00	29,929,200.00
10/29/24	10/29/24	Sell Long	10,000,000.000	U.S. TREASURY BILL MAT 11/14/24 Cpn	912797LD7	9,871,444.44	107,800.00	1,644.44	0.00	9,979,244.44
10/29/24	10/29/24	Sell Long	30,000,000.000	U.S. TREASURY BILL MAT 11/14/24 Cpn	912797LD7	29,614,333.33	323,400.00	4,933.33	0.00	29,937,733.33
10/29/24	10/29/24	Sell Long	20,000,000.000	U.S. TREASURY BILL MAT 11/14/24 Cpn	912797LD7	19,742,888.89	215,600.00	3,288.89	0.00	19,958,488.89
10/29/24	10/29/24	Sell Long	10,000,000.000	U.S. TREASURY BILL MAT 11/12/24 Cpn	912797MB0	9,834,708.41	147,104.03	1,807.16	0.00	9,981,812.44
10/29/24	10/29/24	Sell Long	35,000,000.000	U.S. TREASURY BILL MAT 11/12/24 Cpn	912797MB0	34,421,479.46	514,864.09	6,325.08	0.00	34,936,343.55

TRANSACTIONS BY TYPE

Account Name: L.A. CARE HEALTH PLAN

10/01/2024
through 10/31/2024

Tr Date	St Date	Transaction Type	Units	Description		Proceeds / (Cost)	Accrued Interest (Purch) or Sold	G/L < 1 Yr Amort Cost	G/L > 1 Yr Amort Cost	Total Amount
10/29/24	10/29/24	Sell Long	5,000,000.000	U.S. TREASURY BILL MAT 11/12/24 Cpn 912797MB0		4,981,685.67	9,220.55	126.78	0.00	4,990,906.22
10/29/24	10/29/24	Sell Long	10,000,000.000	U.S. TREASURY BILL MAT 11/12/24 Cpn 912797MB0		9,963,371.34	18,441.11	253.56	0.00	9,981,812.45
10/30/24	10/30/24	Sell Long	30,000,000.000	U.S. TREASURY BILL MAT 11/14/24 Cpn 912797LD7		29,613,606.25	327,600.00	4,206.25	0.00	29,941,206.25
10/30/24	10/30/24	Sell Long	30,000,000.000	U.S. TREASURY BILL MAT 11/12/24 Cpn 912797MB0		29,889,808.33	59,275.00	455.00	0.00	29,949,083.33
			435,000,000.000			430,124,201.07	3,898,202.39	95,796.31	0.00	434,022,403.46
10/10/24	10/10/24	Pay Princpl	193,777.366	CRVNA 2021-P2 A4 CAR MAT 01/10/27 Cpn 0.80 14687TAD9		193,777.37		6,112.02	0.00	193,777.37
10/10/24	10/10/24	Pay Princpl	557,201.810	CRVNA 2021-P4 A3 CAR MAT 01/11/27 Cpn 1.31 14687KAC0		557,201.81		9,614.85	0.00	557,201.81
10/10/24	10/10/24	Pay Princpl	292,743.521	CRVNA 2024-P1 A2 CAR 144A MAT 08/10/27 Cpn 5.50 14688NAB5		292,743.52		11.29	0.00	292,743.52
10/13/24	10/13/24	Pay Princpl	129,643.719	MMAF 2024-A A2 EQP 144A MAT 09/13/27 Cpn 5.20 55318CAB0		129,643.72		0.26	0.00	129,643.72
10/15/24	10/15/24	Pay Princpl	332,973.016	BAAT 2023-1A A2 CAR 144A MAT 05/15/26 Cpn 5.83 06428AAB4		332,973.02		0.00	4.31	332,973.02
10/15/24	10/15/24	Pay Princpl	239,995.758	CARMX 2021-3 A3 CAR MAT 06/15/26 Cpn 0.55 14317DAC4		239,995.76		0.00	3,150.23	239,995.76
10/15/24	10/15/24	Pay Princpl	195,259.195	CARMX 2022-3 A3 CAR MAT 04/15/27 Cpn 3.97 14318MAD1		195,259.20		2,000.05	0.00	195,259.20
10/15/24	10/15/24	Pay Princpl	461,543.923	CARMX 2022-3 A3 CAR MAT 04/15/27 Cpn 3.97 14318MAD1		461,543.92		4,407.48	0.00	461,543.92

TRANSACTIONS BY TYPE

Account Name: L.A. CARE HEALTH PLAN

10/01/2024
through 10/31/2024

Tr Date	St Date	Transaction Type	Units	Description	Proceeds / (Cost)	Accrued Interest (Purch) or Sold	G/L < 1 Yr Amort Cost	G/L > 1 Yr Amort Cost	Total Amount
10/15/24	10/15/24	Pay Princpl	132,437.607	CARMX 2023-1 A3 CAR MAT 10/15/27 Cpn 4.75 14318DAC3	132,437.61		1,003.60	0.00	132,437.61
10/15/24	10/15/24	Pay Princpl	82,549.785	CARMX 2024-A2A CAR MAT 03/15/27 Cpn 5.30 14318WAB3	82,549.79		2.24	0.00	82,549.79
10/15/24	10/15/24	Pay Princpl	68,791.488	CARMX 2024-A2A CAR MAT 03/15/27 Cpn 5.30 14318WAB3	68,791.49		175.72	0.00	68,791.49
10/15/24	10/15/24	Pay Princpl	570,767.040	CCG 2024-1 A1 EQP 144A MAT 08/14/25 Cpn 5.41 12515PAA5	570,767.04		(0.00)	0.00	570,767.04
10/15/24	10/15/24	Pay Princpl	305,823.663	DTRT 2024-1 A2 EQP MAT 04/15/26 Cpn 5.60 233874AB2	305,823.66		4.95	0.00	305,823.66
10/15/24	10/15/24	Pay Princpl	221,162.058	FORDO 2024-A A1 CAR MAT 04/15/25 Cpn 5.52 34535EAA0	221,162.06		0.00	0.00	221,162.06
10/15/24	10/15/24	Pay Princpl	99,802.040	HALST 2024-A A2A LEASE 144A MAT 06/15/26 Cpn 5.15 448988AB1	99,802.04		0.17	0.00	99,802.04
10/15/24	10/15/24	Pay Princpl	8,975.981	HALST 2024-B A2B LEASE 144A MAT 10/15/26 Cpn 5.46 44934FAC9	8,975.98		(0.00)	0.00	8,975.98
10/15/24	10/15/24	Pay Princpl	381,023.488	HAROT 2023-2 A2 CAR MAT 04/15/26 Cpn 5.41 437927AB2	381,023.49		0.00	7.43	381,023.49
10/15/24	10/15/24	Pay Princpl	209,540.114	HART 2021-C A3 CAR MAT 05/15/26 Cpn 0.74 44935FAD6	209,540.11		0.00	2,358.50	209,540.11
10/15/24	10/15/24	Pay Princpl	65,749.325	HART 2023-A A2A CAR MAT 12/15/25 Cpn 5.19 448979AB0	65,749.33		0.00	36.85	65,749.33
10/15/24	10/15/24	Pay Princpl	219,413.151	HART 2023-B A2A CAR MAT 05/15/26 Cpn 5.77 44933XAB3	219,413.15		0.00	1.51	219,413.15
10/15/24	10/15/24	Pay Princpl	125,752.095	HART 2023-C A2A CAR MAT 01/15/27 Cpn 5.80 44918CAB8	125,752.10		3.18	0.00	125,752.10

TRANSACTIONS BY TYPE

Account Name: L.A. CARE HEALTH PLAN

10/01/2024
through 10/31/2024

Tr Date	St Date	Transaction Type	Units	Description	Proceeds / (Cost)	Accrued Interest (Purch) or Sold	G/L < 1 Yr Amort Cost	G/L > 1 Yr Amort Cost	Total Amount
10/15/24	10/15/24	Pay Princpl	252,854.122	HART 20024-A A2A CAR MAT 04/15/27 Cpn 5.29 448973AB3	252,854.12		2.12	0.00	252,854.12
10/15/24	10/15/24	Pay Princpl	67,191.693	JOHN DEERE 2021-A A3 EQP MAT 09/15/25 Cpn 0.36 47788UAC6	67,191.69		316.02	0.00	67,191.69
10/15/24	10/15/24	Pay Princpl	62,065.842	LADAR 2024-2A A2 CAR 144A MAT 03/15/27 Cpn 5.70 505920AB4	62,065.84		2.68	0.00	62,065.84
10/15/24	10/15/24	Pay Princpl	256,694.192	LADAR 2024-1A A2 CAR 144A MAT 11/16/26 Cpn 5.44 501689AB9	256,694.19		6.38	0.00	256,694.19
10/15/24	10/15/24	Pay Princpl	240,564.094	TAOT 2023-D A2A CAR MAT 11/16/26 Cpn 5.80 89239FAB8	240,564.09		1.96	0.00	240,564.09
10/15/24	10/15/24	Pay Princpl	293,086.850	WLAKE 2023-P1 A2 CAR 144A MAT 02/16/27 Cpn 5.89 96042UAB7	293,086.85		(318.08)	0.00	293,086.85
10/15/24	10/15/24	Pay Princpl	3,356,891.449	WORLD OMNI 2020-C A4 CAR MAT 10/15/26 Cpn 0.61 98163CAF7	3,356,891.45		0.00	11,720.45	3,356,891.45
10/15/24	10/15/24	Pay Princpl	645,233.434	WOART 2022-C A3 CAR MAT 10/15/27 Cpn 3.66 98163TAD5	645,233.43		8,289.30	0.00	645,233.43
10/15/24	10/15/24	Pay Princpl	296,820.974	WOART 2023-A A2A CAR MAT 07/15/26 Cpn 5.18 98164JAB0	296,820.97		0.00	0.48	296,820.97
10/16/24	10/16/24	Pay Princpl	203,449.942	GMCAR 2021-4 A3 CAR MAT 09/16/26 Cpn 0.68 362554AC1	203,449.94		0.00	3,828.44	203,449.94
10/16/24	10/16/24	Pay Princpl	60,564.258	GMCAR 2023-2 A2A CAR MAT 05/18/26 Cpn 5.10 362583AB2	60,564.26		0.00	87.57	60,564.26
10/16/24	10/16/24	Pay Princpl	19,077.741	GMCAR 2023-2 A2A CAR MAT 05/18/26 Cpn 5.10 362583AB2	19,077.74		0.00	27.18	19,077.74
10/16/24	10/16/24	Pay Princpl	177,357.468	GMCAR 2023-3 A2A CAR MAT 09/16/26 Cpn 5.74 36267KAB3	177,357.47		0.00	1.21	177,357.47

TRANSACTIONS BY TYPE

Account Name: L.A. CARE HEALTH PLAN

10/01/2024
through 10/31/2024

Tr Date	St Date	Transaction Type	Units	Description	Proceeds / (Cost)	Accrued Interest (Purch) or Sold	G/L < 1 Yr Amort Cost	G/L > 1 Yr Amort Cost	Total Amount
10/16/24	10/16/24	Pay Princpl	91,174.355	GMCAR 2024-1 A2B CAR MAT 02/16/27 Cpn 5.39 36268GAC9	91,174.36		0.00	0.00	91,174.36
10/16/24	10/16/24	Pay Princpl	626,958.399	GMCAR 2024-2 A2A CAR MAT 03/16/27 Cpn 5.33 379931AB4	626,958.40		30.33	0.00	626,958.40
10/20/24	10/20/24	Pay Princpl	64,774.336	DLLST 2024-1A A2 EQP 144A MAT 01/20/26 Cpn 5.33 23346HAB3	64,774.34		0.13	0.00	64,774.34
10/20/24	10/20/24	Pay Princpl	442,586.183	EFF 2023-1 A2 FLEET 144A MAT 01/22/29 Cpn 5.51 29375CAB5	442,586.18		698.58	0.00	442,586.18
10/20/24	10/20/24	Pay Princpl	161,123.458	GMALT 2024-1 A2A LEASE MAT 06/22/26 Cpn 5.18 36269FAB2	161,123.46		10.69	0.00	161,123.46
10/20/24	10/20/24	Pay Princpl	16,035.786	GMALT 2024-2 A2A LEASE MAT 09/21/26 Cpn 5.43 36269WAB5	16,035.79		0.59	0.00	16,035.79
10/20/24	10/20/24	Pay Princpl	333,172.348	SBALT 2024-A A2 LEASE 144A MAT 01/20/26 Cpn 5.45 78414SAC8	333,172.35		10.61	0.00	333,172.35
10/20/24	10/20/24	Pay Princpl	319,399.737	SBALT 2024-B A2 LEASE 144A MAT 11/20/26 Cpn 5.67 78437VAC4	319,399.74		1.18	0.00	319,399.74
10/20/24	10/20/24	Pay Princpl	207,914.029	SFAST 2024-1A A2 CAR 144A MAT 06/21/27 Cpn 5.35 78435VAB8	207,914.03		7.92	0.00	207,914.03
10/20/24	10/20/24	Pay Princpl	53,867.475	TESLA 2024-A A2A LEASE 144A MAT 06/22/26 Cpn 5.37 88166VAB2	53,867.47		3.29	0.00	53,867.47
10/20/24	10/20/24	Pay Princpl	90,474.330	VALET 2023-1 A2A CAR MAT 12/21/26 Cpn 5.50 92867WAB4	90,474.33		0.00	1.66	90,474.33
10/21/24	10/21/24	Pay Princpl	585,455.544	DLLAD 2024-1A A1 EQP 144A MAT 05/20/25 Cpn 5.54 23346MAA4	585,455.54		(0.00)	0.00	585,455.54
10/21/24	10/21/24	Pay Princpl	384,920.979	DLLMT 2024-1A A1 144A MAT 08/20/25 Cpn 5.35 23347AAA9	384,920.98		0.00	0.00	384,920.98

TRANSACTIONS BY TYPE

Account Name: L.A. CARE HEALTH PLAN

10/01/2024
through 10/31/2024

Tr Date	St Date	Transaction Type	Units	Description	Proceeds / (Cost)	Accrued Interest (Purch) or Sold	G/L < 1 Yr Amort Cost	G/L > 1 Yr Amort Cost	Total Amount
10/21/24	10/21/24	Pay Princpl	487,826.275	EFF 2024-2 A1 FLEET 144A MAT 05/20/25 Cpn 5.61 29375RAA4	487,826.28		0.00	0.00	487,826.28
10/21/24	10/21/24	Pay Princpl	305,800.583	EFF 2024-3 A1 FLEET 144A MAT 07/21/25 Cpn 5.49 29375QAA6	305,800.58		(0.00)	0.00	305,800.58
10/21/24	10/21/24	Pay Princpl	512,875.543	TEVT 2023-1 A2B CAR 144A MAT 12/21/26 Cpn 5.41 881943AC8	512,875.54		(0.00)	0.00	512,875.54
10/25/24	10/25/24	Pay Princpl	203,732.179	BMWLT 2024-1 A2A LEASE MAT 07/27/26 Cpn 5.10 05611UAB9	203,732.18		2.66	0.00	203,732.18
10/25/24	10/25/24	Pay Princpl	350,526.851	BMWOT 2023-A A2A CAR MAT 04/27/26 Cpn 5.72 05592XAB6	350,526.85		0.00	(0.00)	350,526.85
10/25/24	10/25/24	Pay Princpl	189,097.696	CHAOT 2024-1A A2 CAR 144A MAT 04/26/27 Cpn 5.48 16144BAB4	189,097.70		11.08	0.00	189,097.70
10/25/24	10/25/24	Pay Princpl	3,115.760	FHMS KF68 A ACMBS FRN MAT 07/25/26 Cpn 5.77 3137FPHF5	3,115.76		(2.83)	0.00	3,115.76
10/25/24	10/25/24	Pay Princpl	127,413.430	FHMS KI08 A 1MOFRN CMBS MAT 10/25/26 Cpn 5.36 3137H4RC6	127,413.43		0.00	0.00	127,413.43
10/25/24	10/25/24	Pay Princpl	26,204.532	FHMS KS09 A MAT 10/25/27 Cpn 5.34 3137FCK52	26,204.53		7.08	0.00	26,204.53
10/25/24	10/25/24	Pay Princpl	113,669.428	FNA 2015-M6 FA MAT 01/25/26 Cpn 5.27 3136ANLN5	113,669.43		27.80	0.00	113,669.43
			16,524,897.436		16,524,897.46		32,445.31	21,225.80	16,524,897.46
10/01/24	10/01/24	Mature Long	20,000,000.000	U.S. TREASURY BILL MAT 10/01/24 Cpn 912797LK1	19,923,132.50	76,867.50	0.00	0.00	20,000,000.00
10/01/24	10/01/24	Mature Long	10,000,000.000	CA LOS ANGELES WASTEWATER MAT 10/01/24 Cpn 5.48 54466DBH7	10,000,000.00		0.00	0.00	10,000,000.00

TRANSACTIONS BY TYPE

Account Name: L.A. CARE HEALTH PLAN

10/01/2024
through 10/31/2024

Tr Date	St Date	Transaction Type	Units	Description	Proceeds / (Cost)	Accrued Interest (Purch) or Sold	G/L < 1 Yr Amort Cost	G/L > 1 Yr Amort Cost	Total Amount
10/02/24	10/02/24	Mature Long	30,000,000.000	AUTOMATIC DATA CP 144A MAT 10/02/24 Cpn 0530A2K25	29,995,958.33	4,041.67	0.00	0.00	30,000,000.00
10/02/24	10/02/24	Mature Long	21,450,000.000	KENVUE CP 144A MAT 10/02/24 Cpn 49177FK25	21,382,229.92	67,770.08	0.00	0.00	21,450,000.00
10/04/24	10/04/24	Mature Long	40,000,000.000	ALPHABET CP 144A MAT 10/04/24 Cpn 02079NK42	39,952,200.00	47,800.00	0.00	0.00	40,000,000.00
10/04/24	10/04/24	Mature Long	15,600,000.000	NOVARTIS FINANCE CP 144A MAT 10/04/24 Cpn 6698M4K43	15,546,440.00	53,560.00	0.00	0.00	15,600,000.00
10/07/24	10/07/24	Mature Long	50,000,000.000	FHLB DISCOUNT NOTE MAT 10/07/24 Cpn 313384J75	49,980,041.67	19,958.33	0.00	0.00	50,000,000.00
10/07/24	10/07/24	Mature Long	50,000,000.000	FHLMC DISCOUNT NOTE MAT 10/07/24 Cpn 313396J79	49,811,300.00	188,700.00	0.00	0.00	50,000,000.00
10/07/24	10/07/24	Mature Long	50,000,000.000	FHLMC DISCOUNT NOTE MAT 10/07/24 Cpn 313396J79	49,811,300.00	188,700.00	0.00	0.00	50,000,000.00
10/07/24	10/07/24	Mature Long	50,000,000.000	FHLMC DISCOUNT NOTE MAT 10/07/24 Cpn 313396J79	49,811,300.00	188,700.00	0.00	0.00	50,000,000.00
10/08/24	10/08/24	Mature Long	50,000,000.000	U.S. TREASURY BILL MAT 10/08/24 Cpn 912797LS4	49,143,352.78	856,647.22	0.00	0.00	50,000,000.00
10/08/24	10/08/24	Mature Long	50,000,000.000	U.S. TREASURY BILL MAT 10/08/24 Cpn 912797LS4	49,143,352.78	856,647.22	0.00	0.00	50,000,000.00
10/08/24	10/08/24	Mature Long	50,000,000.000	U.S. TREASURY BILL MAT 10/08/24 Cpn 912797LS4	49,143,352.78	856,647.22	0.00	0.00	50,000,000.00
10/08/24	10/08/24	Mature Long	50,000,000.000	U.S. TREASURY BILL MAT 10/08/24 Cpn 912797LS4	49,143,352.78	856,647.22	0.00	0.00	50,000,000.00
10/08/24	10/08/24	Mature Long	40,000,000.000	U.S. TREASURY BILL MAT 10/08/24 Cpn 912797LS4	39,678,217.78	321,782.22	0.00	0.00	40,000,000.00

TRANSACTIONS BY TYPE

Account Name: L.A. CARE HEALTH PLAN

10/01/2024
through 10/31/2024

Tr Date	St Date	Transaction Type	Units	Description		Proceeds / (Cost)	Accrued Interest (Purch) or Sold	G/L < 1 Yr Amort Cost	G/L > 1 Yr Amort Cost	Total Amount
10/08/24	10/08/24	Mature Long	50,000,000.000	U.S. TREASURY BILL MAT 10/08/24 Cpn	912797LS4	49,597,772.22	402,227.78	0.00	0.00	50,000,000.00
10/08/24	10/08/24	Mature Long	10,000,000.000	FHLB DISCOUNT NOTE MAT 10/08/24 Cpn	313384J83	9,998,669.44	1,330.56	0.00	0.00	10,000,000.00
10/08/24	10/08/24	Mature Long	50,000,000.000	FHLB DISCOUNT NOTE MAT 10/08/24 Cpn	313384J83	49,993,347.22	6,652.78	0.00	0.00	50,000,000.00
10/08/24	10/08/24	Mature Long	50,000,000.000	FHLB DISCOUNT NOTE MAT 10/08/24 Cpn	313384J83	49,993,347.22	6,652.78	0.00	0.00	50,000,000.00
10/08/24	10/08/24	Mature Long	50,000,000.000	FHLB DISCOUNT NOTE MAT 10/08/24 Cpn	313384J83	49,993,347.22	6,652.78	0.00	0.00	50,000,000.00
10/09/24	10/09/24	Mature Long	29,440,000.000	FHLB DISCOUNT NOTE MAT 10/09/24 Cpn	313384J91	29,436,091.02	3,908.98	0.00	0.00	29,440,000.00
10/09/24	10/09/24	Mature Long	50,000,000.000	FHLB DISCOUNT NOTE MAT 10/09/24 Cpn	313384J91	49,993,361.11	6,638.89	0.00	0.00	50,000,000.00
10/09/24	10/09/24	Mature Long	50,000,000.000	FHLB DISCOUNT NOTE MAT 10/09/24 Cpn	313384J91	49,993,361.11	6,638.89	0.00	0.00	50,000,000.00
10/09/24	10/09/24	Mature Long	50,000,000.000	FHLB DISCOUNT NOTE MAT 10/09/24 Cpn	313384J91	49,993,361.11	6,638.89	0.00	0.00	50,000,000.00
10/09/24	10/09/24	Mature Long	50,000,000.000	FHLB DISCOUNT NOTE MAT 10/09/24 Cpn	313384J91	49,993,361.11	6,638.89	0.00	0.00	50,000,000.00
10/09/24	10/09/24	Mature Long	50,000,000.000	FHLB DISCOUNT NOTE MAT 10/09/24 Cpn	313384J91	49,993,361.11	6,638.89	0.00	0.00	50,000,000.00
10/09/24	10/09/24	Mature Long	50,000,000.000	FHLB DISCOUNT NOTE MAT 10/09/24 Cpn	313384J91	49,993,361.11	6,638.89	0.00	0.00	50,000,000.00
10/09/24	10/09/24	Mature Long	3,850,000.000	FHLB DISCOUNT NOTE MAT 10/09/24 Cpn	313384J91	3,849,488.81	511.19	0.00	0.00	3,850,000.00

TRANSACTIONS BY TYPE

Account Name: L.A. CARE HEALTH PLAN

10/01/2024
through 10/31/2024

Tr Date	St Date	Transaction Type	Units	Description	Proceeds / (Cost)	Accrued Interest (Purch) or Sold	G/L < 1 Yr Amort Cost	G/L > 1 Yr Amort Cost	Total Amount
10/09/24	10/09/24	Mature Long	50,000,000.000	FHLB DISCOUNT NOTE MAT 10/09/24 Cpn 313384J91	49,993,361.11	6,638.89	0.00	0.00	50,000,000.00
10/09/24	10/09/24	Mature Long	30,000,000.000	ROCHE HOLDINGS CP 144A MAT 10/09/24 Cpn 77119LK99	29,944,583.33	55,416.67	0.00	0.00	30,000,000.00
10/09/24	10/09/24	Mature Long	50,000,000.000	TVA DISCOUNT NOTE MAT 10/09/24 Cpn 880592J92	49,909,194.44	90,805.56	0.00	0.00	50,000,000.00
10/10/24	10/10/24	Mature Long	50,000,000.000	U.S. TREASURY BILL MAT 10/10/24 Cpn 912797KT3	48,695,666.67	1,304,333.33	0.00	0.00	50,000,000.00
10/10/24	10/10/24	Mature Long	50,000,000.000	U.S. TREASURY BILL MAT 10/10/24 Cpn 912797KT3	48,695,666.67	1,304,333.33	0.00	0.00	50,000,000.00
10/10/24	10/10/24	Mature Long	50,000,000.000	U.S. TREASURY BILL MAT 10/10/24 Cpn 912797KT3	48,695,666.67	1,304,333.33	0.00	0.00	50,000,000.00
10/10/24	10/10/24	Mature Long	50,000,000.000	U.S. TREASURY BILL MAT 10/10/24 Cpn 912797KT3	48,695,666.67	1,304,333.33	0.00	0.00	50,000,000.00
10/10/24	10/10/24	Mature Long	20,000,000.000	U.S. TREASURY BILL MAT 10/10/24 Cpn 912797KT3	19,736,858.33	263,141.67	0.00	0.00	20,000,000.00
10/10/24	10/10/24	Mature Long	50,000,000.000	U.S. TREASURY BILL MAT 10/10/24 Cpn 912797KT3	49,342,145.83	657,854.17	0.00	0.00	50,000,000.00
10/10/24	10/10/24	Mature Long	30,000,000.000	SUMITOMO MITSUI CP 144A MAT 10/10/24 Cpn 86563GKA9	29,600,250.00	399,750.00	0.00	0.00	30,000,000.00
10/11/24	10/11/24	Mature Long	50,000,000.000	CREDIT AGRICOLE CP MAT 10/11/24 Cpn 22533TKB1	49,993,319.44	6,680.56	0.00	0.00	50,000,000.00
10/11/24	10/11/24	Mature Long	20,000,000.000	FHLB DISCOUNT NOTE MAT 10/11/24 Cpn 313384K32	19,997,388.89	2,611.11	0.00	0.00	20,000,000.00
10/11/24	10/11/24	Mature Long	50,000,000.000	FHLB DISCOUNT NOTE MAT 10/11/24 Cpn 313384K32	49,993,472.22	6,527.78	0.00	0.00	50,000,000.00

TRANSACTIONS BY TYPE

Account Name: L.A. CARE HEALTH PLAN

10/01/2024
through 10/31/2024

Tr Date	St Date	Transaction Type	Units	Description	Proceeds / (Cost)	Accrued Interest (Purch) or Sold	G/L < 1 Yr Amort Cost	G/L > 1 Yr Amort Cost	Total Amount
10/11/24	10/11/24	Mature Long	140,000,000.000	FHLB DISCOUNT NOTE MAT 10/11/24 Cpn 313384K32	139,981,916.66	18,083.34	(0.01)	0.00	140,000,000.00
10/15/24	10/15/24	Mature Long	50,000,000.000	U.S. TREASURY BILL MAT 10/15/24 Cpn 912797LT2	49,967,385.42	32,614.58	0.00	0.00	50,000,000.00
10/15/24	10/15/24	Mature Long	50,000,000.000	U.S. TREASURY BILL MAT 10/15/24 Cpn 912797LT2	49,967,385.42	32,614.58	0.00	0.00	50,000,000.00
10/15/24	10/15/24	Mature Long	50,000,000.000	U.S. TREASURY BILL MAT 10/15/24 Cpn 912797LT2	49,967,385.42	32,614.58	0.00	0.00	50,000,000.00
10/15/24	10/15/24	Mature Long	50,000,000.000	CREDIT AGRICOLE CP MAT 10/15/24 Cpn 22533TKF2	49,973,277.78	26,722.22	0.00	0.00	50,000,000.00
10/15/24	10/15/24	Mature Long	40,000,000.000	FLORIDA POWER & LIGHT CP MAT 10/15/24 Cpn 34108AKF3	39,818,311.11	181,688.89	0.00	0.00	40,000,000.00
10/15/24	10/15/24	Mature Long	45,000,000.000	ILLINOIS TOOL WORKS CP 144A MAT 10/15/24 Cpn 4523ELKF1	44,976,000.00	24,000.00	0.00	0.00	45,000,000.00
10/15/24	10/15/24	Mature Long	10,900,000.000	CA LOS ANGELES WASTEWATER MAT 10/15/24 Cpn 4.92 54466DBK0	10,900,000.00		0.00	0.00	10,900,000.00
10/15/24	10/15/24	Mature Long	2,500,000.000	UNIVERSITY OF CHICAGO CP TXB MAT 10/15/24 Cpn 91336CKF3	2,493,612.44	6,387.56	0.00	0.00	2,500,000.00
10/16/24	10/16/24	Mature Long	2,500,000.000	UNIVERSITY OF CHICAGO CP TXB MAT 10/16/24 Cpn 91336CKG1	2,499,665.00	335.00	0.00	0.00	2,500,000.00
10/17/24	10/17/24	Mature Long	35,000,000.000	U.S. TREASURY BILL MAT 10/17/24 Cpn 912797KU0	34,540,245.25	459,754.75	0.00	0.00	35,000,000.00
10/17/24	10/17/24	Mature Long	10,000,000.000	CUMMINS INC CP 144A MAT 10/17/24 Cpn 23102UKH4	9,937,888.89	62,111.11	0.00	0.00	10,000,000.00
10/17/24	10/17/24	Mature Long	10,000,000.000	KIMBERLY-CLARK CP 144A MAT 10/17/24 Cpn 49436TKH9	9,990,666.67	9,333.33	0.00	0.00	10,000,000.00

TRANSACTIONS BY TYPE

Account Name: L.A. CARE HEALTH PLAN

10/01/2024
through 10/31/2024

Tr Date	St Date	Transaction Type	Units	Description	Proceeds / (Cost)	Accrued Interest (Purch) or Sold	G/L < 1 Yr Amort Cost	G/L > 1 Yr Amort Cost	Total Amount
10/17/24	10/17/24	Mature Long	20,000,000.000	KENVUE CP 144A MAT 10/17/24 Cpn 49177FKH2	19,984,000.00	16,000.00	0.00	0.00	20,000,000.00
10/18/24	10/18/24	Mature Long	40,000,000.000	HOME DEPOT CP 144A MAT 10/18/24 Cpn 43707LKJ7	39,962,666.67	37,333.33	0.00	0.00	40,000,000.00
10/18/24	10/18/24	Mature Long	22,600,000.000	KIMBERLY-CLARK CP 144A MAT 10/18/24 Cpn 49436TKJ5	22,569,866.67	30,133.33	0.00	0.00	22,600,000.00
10/21/24	10/21/24	Mature Long	40,000,000.000	CATERPILLAR FIN CP MAT 10/21/24 Cpn 14912DKM0	39,946,666.67	53,333.33	0.00	0.00	40,000,000.00
10/21/24	10/21/24	Mature Long	40,000,000.000	NOVARTIS FINANCE CP 144A MAT 10/21/24 Cpn 6698M4KM3	39,930,666.67	69,333.33	0.00	0.00	40,000,000.00
10/22/24	10/22/24	Mature Long	35,000,000.000	U.S. TREASURY BILL MAT 10/22/24 Cpn 912797LU9	34,944,949.67	55,050.33	0.00	0.00	35,000,000.00
10/22/24	10/22/24	Mature Long	50,000,000.000	U.S. TREASURY BILL MAT 10/22/24 Cpn 912797LU9	49,921,356.67	78,643.33	0.00	0.00	50,000,000.00
10/22/24	10/22/24	Mature Long	10,900,000.000	CA LOS ANGELES WASTEWATER MAT 10/22/24 Cpn 4.84 54466DBM6	10,900,000.00		0.00	0.00	10,900,000.00
10/23/24	10/23/24	Mature Long	21,200,000.000	CA LOS ANGELES WASTEWATER MAT 10/23/24 Cpn 4.84 54466DBN4	21,200,000.00		0.00	0.00	21,200,000.00
10/23/24	10/23/24	Mature Long	8,000,000.000	MA BAY TRANSPORTATION AUTH MAT 10/23/24 Cpn 5.44 57559LAC2	8,000,000.00		0.00	0.00	8,000,000.00
10/24/24	10/24/24	Mature Long	17,500,000.000	U.S. TREASURY BILL MAT 10/24/24 Cpn 912797KV8	17,284,471.46	215,528.54	0.00	0.00	17,500,000.00
10/24/24	10/24/24	Mature Long	40,000,000.000	CREDIT AGRICOLE CP MAT 10/24/24 Cpn 22533TKQ8	39,994,655.56	5,344.44	0.00	0.00	40,000,000.00
10/24/24	10/24/24	Mature Long	30,000,000.000	FNMA DISCOUNT NOTE MAT 10/24/24 Cpn 313588L86	29,996,058.33	3,941.67	0.00	0.00	30,000,000.00

TRANSACTIONS BY TYPE

Account Name: L.A. CARE HEALTH PLAN

10/01/2024
through 10/31/2024

Tr Date	St Date	Transaction Type	Units	Description	Proceeds / (Cost)	Accrued Interest (Purch) or Sold	G/L < 1 Yr Amort Cost	G/L > 1 Yr Amort Cost	Total Amount
10/24/24	10/24/24	Mature Long	10,000,000.000	MASSACHUSETTS MUTUAL CP 144 MAT 10/24/24 Cpn 57576JKQ4	9,962,666.67	37,333.33	0.00	0.00	10,000,000.00
10/24/24	10/24/24	Mature Long	5,000,000.000	PACCAR FINANCIAL CP MAT 10/24/24 Cpn 69372AKQ4	4,990,666.67	9,333.33	0.00	0.00	5,000,000.00
10/25/24	10/25/24	Mature Long	40,000,000.000	CREDIT AGRICOLE CP MAT 10/25/24 Cpn 22533TKR6	39,994,655.56	5,344.44	0.00	0.00	40,000,000.00
10/25/24	10/25/24	Mature Long	10,000,000.000	FHLB DISCOUNT NOTE MAT 10/25/24 Cpn 313384L98	9,998,736.11	1,263.89	0.00	0.00	10,000,000.00
10/25/24	10/25/24	Mature Long	50,000,000.000	FHLB DISCOUNT NOTE MAT 10/25/24 Cpn 313384L98	49,993,680.56	6,319.44	0.00	0.00	50,000,000.00
10/29/24	10/29/24	Mature Long	8,975,000.000	CA STATE GO/ULT CP TXB MAT 10/29/24 Cpn 4.80 13068BLE5	8,975,000.00		0.00	0.00	8,975,000.00
			2,665,415,000.000		2,652,145,505.40	13,269,494.60	(0.01)	0.00	2,665,415,000.00
10/01/24	10/01/24	Withdrawal	(17,381.880)	CUSTODY FEE MAT Cpn USD	(17,381.88)		(17,381.88)	0.00	(17,381.88)
10/07/24	10/07/24	Withdrawal	(40,000,000.000)	WD MAT Cpn USD	(40,000,000.00)		(40,000,000.00)	0.00	(40,000,000.00)
10/08/24	10/08/24	Withdrawal	(30,000,000.000)	WD MAT Cpn USD	(30,000,000.00)		(30,000,000.00)	0.00	(30,000,000.00)
10/09/24	10/09/24	Withdrawal	(80,000,000.000)	WD MAT Cpn USD	(80,000,000.00)		(80,000,000.00)	0.00	(80,000,000.00)
10/11/24	10/11/24	Withdrawal	(40,000,000.000)	WD MAT Cpn USD	(40,000,000.00)		(40,000,000.00)	0.00	(40,000,000.00)
10/15/24	10/15/24	Withdrawal	(65,000,000.000)	WD MAT Cpn USD	(65,000,000.00)		(65,000,000.00)	0.00	(65,000,000.00)

TRANSACTIONS BY TYPE

Account Name: L.A. CARE HEALTH PLAN

10/01/2024
through 10/31/2024

Tr Date	St Date	Transaction Type	Units	Description		Proceeds / (Cost)	Accrued Interest (Purch) or Sold	G/L < 1 Yr Amort Cost	G/L > 1 Yr Amort Cost	Total Amount
10/17/24	10/17/24	Withdrawal	(15,000,000.000)	WD MAT	Cpn USD	(15,000,000.00)		(15,000,000.00)	0.00	(15,000,000.00)
10/18/24	10/18/24	Withdrawal	(290,000,000.000)	WD MAT	Cpn USD	(290,000,000.00)		(290,000,000.00)	0.00	(290,000,000.00)
10/21/24	10/21/24	Withdrawal	(165,000,000.000)	WD MAT	Cpn USD	(165,000,000.00)		(165,000,000.00)	0.00	(165,000,000.00)
10/25/24	10/25/24	Withdrawal	(90,000,000.000)	WD MAT	Cpn USD	(90,000,000.00)		(90,000,000.00)	0.00	(90,000,000.00)
10/28/24	10/28/24	Withdrawal	(30,000,000.000)	WD MAT	Cpn USD	(30,000,000.00)		(30,000,000.00)	0.00	(30,000,000.00)
10/29/24	10/29/24	Withdrawal	(160,000,000.000)	WD MAT	Cpn USD	(160,000,000.00)		(160,000,000.00)	0.00	(160,000,000.00)
10/31/24	10/31/24	Withdrawal	(40,000,000.000)	WD MAT	Cpn USD	(40,000,000.00)		(40,000,000.00)	0.00	(40,000,000.00)
			(1,045,017,381.880)			(1,045,017,381.88)		(1,045,017,381.88)	0.00	(1,045,017,381.88)

TRANSACTIONS BY TYPE

Account Name: L.A. CARE HEALTH PLAN-LOW DURATION POR

10/01/2024
through 10/31/2024

Tr Date	St Date	Transaction Type	Units	Description	Proceeds / (Cost)	Accrued Interest (Purch) or Sold	G/L < 1 Yr Amort Cost	G/L > 1 Yr Amort Cost	Total Amount
10/03/24	10/08/24	Buy	1,000,000.000	FORDF 2024-3 A1 FLOOR 144A MAT 09/15/29 Cpn 4.30 34528QJK1	(999,909.00)		0.00	0.00	(999,909.00)
10/07/24	10/08/24	Buy	1,160,000.000	U.S. TREASURY NOTE MAT 09/30/26 Cpn 3.50 91282CLP4	(1,149,442.19)	(892.31)	0.00	0.00	(1,150,334.50)
10/02/24	10/09/24	Buy	400,000.000	TMUST 2024-2 A PHONE 144A MAT 05/21/29 Cpn 4.25 87268CAA5	(399,923.56)		0.00	0.00	(399,923.56)
10/17/24	10/18/24	Buy	1,455,000.000	U.S. TREASURY NOTE MAT 10/15/27 Cpn 3.88 91282CLQ2	(1,454,204.30)	(464.68)	0.00	0.00	(1,454,668.98)
10/30/24	10/31/24	Buy	3,280,000.000	U.S. TREASURY NOTE MAT 10/31/29 Cpn 4.13 91282CLR0	(3,280,896.88)		0.00	0.00	(3,280,896.88)
			7,295,000.000		(7,284,375.93)	(1,356.99)	0.00	0.00	(7,285,732.92)
10/01/24	10/01/24	Coupon		CA STOCKTON PFA WTR REV-GRE MAT 10/01/24 Cpn 2.37 861398CH6		3,561.00	0.00	0.00	3,561.00
10/15/24	10/15/24	Coupon		BAAT 2023-2A A3 CAR 144A MAT 06/15/28 Cpn 5.74 06054YAC1		3,348.33	0.00	0.00	3,348.33
10/15/24	10/15/24	Coupon		BAAT 2024-1A A3 CAR 144A MAT 11/15/28 Cpn 5.35 09709AAC6		4,458.33	0.00	0.00	4,458.33
10/15/24	10/15/24	Coupon		BACCT 2023-A2 A2 CARD MAT 11/15/28 Cpn 4.98 05522RDH8		2,075.00	0.00	0.00	2,075.00
10/15/24	10/15/24	Coupon		CARMX 2021-2 A3 AUTO MAT 02/17/26 Cpn 0.52 14314QAC8		26.23	0.00	0.00	26.23
10/15/24	10/15/24	Coupon		CARMX 2021-3 A3 CAR MAT 06/15/26 Cpn 0.55 14317DAC4		105.08	0.00	0.00	105.08
10/15/24	10/15/24	Coupon		CARMX 2023-3 A3 CAR MAT 05/15/28 Cpn 5.28 14319BAC6		3,520.00	0.00	0.00	3,520.00

TRANSACTIONS BY TYPE

Account Name: L.A. CARE HEALTH PLAN-LOW DURATION POR

10/01/2024
through 10/31/2024

Tr Date	St Date	Transaction Type	Units	Description	Proceeds / (Cost)	Accrued Interest (Purch) or Sold	G/L < 1 Yr Amort Cost	G/L > 1 Yr Amort Cost	Total Amount
10/15/24	10/15/24	Coupon		CARMX 2023-4 A3 CAR MAT 07/17/28 Cpn 6.00 14318XAC9		1,500.00	0.00	0.00	1,500.00
10/15/24	10/15/24	Coupon		CARMX 2023-4 A3 CAR MAT 07/17/28 Cpn 6.00 14318XAC9		2,500.00	0.00	0.00	2,500.00
10/15/24	10/15/24	Coupon		CARMX 2024-A3 CAR MAT 10/16/28 Cpn 4.92 14318WAD9		2,460.00	0.00	0.00	2,460.00
10/15/24	10/15/24	Coupon		CARMX 2024-3 A3 CAR MAT 07/16/29 Cpn 4.89 14319GAD3		2,852.50	0.00	0.00	2,852.50
10/15/24	10/15/24	Coupon		COPAR 2023-2 A3 CAR MAT 06/15/28 Cpn 5.82 14044EAD0		3,395.00	0.00	0.00	3,395.00
10/15/24	10/15/24	Coupon		FORDF 2023-1 A1 FLOOR 144A MAT 05/15/28 Cpn 4.92 34528QHV9		2,870.00	0.00	0.00	2,870.00
10/15/24	10/15/24	Coupon		FORDF 2023-1 A1 FLOOR 144A MAT 05/15/28 Cpn 4.92 34528QHV9		820.00	0.00	0.00	820.00
10/15/24	10/15/24	Coupon		FORDO 2023-B A3 CAR MAT 05/15/28 Cpn 5.23 344930AD4		2,615.00	0.00	0.00	2,615.00
10/15/24	10/15/24	Coupon		FORDO 2023-C A3 CAR MAT 09/15/28 Cpn 5.53 344940AD3		2,304.17	0.00	0.00	2,304.17
10/15/24	10/15/24	Coupon		GFORT 2023-1 A1 FLOOR 144A MAT 06/15/28 Cpn 5.34 361886CR3		4,005.00	0.00	0.00	4,005.00
10/15/24	10/15/24	Coupon		HART 2023-C A3 CAR MAT 10/16/28 Cpn 5.54 44918CAD4		1,385.00	0.00	0.00	1,385.00
10/15/24	10/15/24	Coupon		JDOT 2023-B A3 EQP MAT 03/15/28 Cpn 5.18 477920AC6		3,237.50	0.00	0.00	3,237.50
10/15/24	10/15/24	Coupon		JDOT 2024-A A3 EQP MAT 11/15/28 Cpn 4.96 47800RAD5		2,893.33	0.00	0.00	2,893.33

TRANSACTIONS BY TYPE

Account Name: L.A. CARE HEALTH PLAN-LOW DURATION POR

10/01/2024
through 10/31/2024

Tr Date	St Date	Transaction Type	Units	Description	Proceeds / (Cost)	Accrued Interest (Purch) or Sold	G/L < 1 Yr Amort Cost	G/L > 1 Yr Amort Cost	Total Amount
10/15/24	10/15/24	Coupon		JDOT 2024-B A3 EQP MAT 03/15/29 Cpn 5.20 47786WAD2		3,033.33	0.00	0.00	3,033.33
10/15/24	10/15/24	Coupon		KUBOTA 2021-2A A3 EQP 144A MAT 11/17/25 Cpn 0.56 50117XAE2		79.72	0.00	0.00	79.72
10/15/24	10/15/24	Coupon		KCOT 2023-2A A3 EQP 144A MAT 01/18/28 Cpn 5.28 500945AC4		2,200.00	0.00	0.00	2,200.00
10/15/24	10/15/24	Coupon		MBALT 2024-A A3 LEASE MAT 01/18/28 Cpn 5.32 58770JAD6		3,103.33	0.00	0.00	3,103.33
10/15/24	10/15/24	Coupon		NMOTR 2024-B A FLOORPLAN 144A MAT 02/15/29 Cpn 5.05 65479VAB2		2,525.00	0.00	0.00	2,525.00
10/15/24	10/15/24	Coupon		TAOT 2023-D A3 CAR MAT 08/15/28 Cpn 5.54 89239FAD4		1,846.67	0.00	0.00	1,846.67
10/15/24	10/15/24	Coupon		WOART 2022-B A3 CAR MAT 03/15/28 Cpn 3.44 98163QAE9		1,433.33	0.00	0.00	1,433.33
10/16/24	10/16/24	Coupon		GMCAR 2021-2 A3 CAR MAT 04/16/26 Cpn 0.51 380149AC8		8.04	0.00	0.00	8.04
10/16/24	10/16/24	Coupon		GMCAR 2024-1 A3 CAR MAT 12/18/28 Cpn 4.85 36268GAD7		1,616.67	0.00	0.00	1,616.67
10/17/24	10/17/24	Coupon		FORDF 2024-1 A1 FLOORPLAN 144 MAT 04/15/29 Cpn 5.29 34528QJA3		3,967.50	0.00	0.00	3,967.50
10/18/24	10/18/24	Coupon		HAROT 2023-3 A3 CAR MAT 02/18/28 Cpn 5.41 43815QAC1		1,127.08	0.00	0.00	1,127.08
10/20/24	10/20/24	Coupon		EFF 2024-3 A3 FLEET 144A MAT 08/21/28 Cpn 4.98 29375QAC2		2,075.00	0.00	0.00	2,075.00
10/20/24	10/20/24	Coupon		GMALT 2023-3 A3 LEASE MAT 11/20/26 Cpn 5.38 379929AD4		1,345.00	0.00	0.00	1,345.00

TRANSACTIONS BY TYPE

Account Name: L.A. CARE HEALTH PLAN-LOW DURATION POR

10/01/2024
through 10/31/2024

Tr Date	St Date	Transaction Type	Units	Description	Proceeds / (Cost)	Accrued Interest (Purch) or Sold	G/L < 1 Yr Amort Cost	G/L > 1 Yr Amort Cost	Total Amount
10/25/24	10/25/24	Coupon		BMWLT 2024-1 A3 LEASE MAT 03/25/27 Cpn 4.98 05611UAD5		2,905.00	0.00	0.00	2,905.00
10/25/24	10/25/24	Coupon		NAVMT 2023-1 A FLOOR 144A MAT 08/25/28 Cpn 6.18 63938PBU2		1,030.00	0.00	0.00	1,030.00
10/25/24	10/25/24	Coupon		NAVMT 2024-1 A FLOOR 144A MAT 04/25/29 Cpn 5.59 63938PBW8		1,863.33	0.00	0.00	1,863.33
10/31/24	10/31/24	Coupon		U.S. TREASURY NOTE MAT 04/30/28 Cpn 3.50 91282CHA2		11,987.50	0.00	0.00	11,987.50
10/31/24	10/31/24	Coupon		U.S. TREASURY NOTE MAT 04/30/28 Cpn 3.50 91282CHA2		33,162.50	0.00	0.00	33,162.50
10/31/24	10/31/24	Coupon		U.S. TREASURY NOTE MAT 04/30/29 Cpn 4.63 91282CKP5		42,896.88	0.00	0.00	42,896.88
10/31/24	10/31/24	Coupon		U.S. TREASURY NOTE MAT 04/30/29 Cpn 4.63 91282CKP5		37,809.38	0.00	0.00	37,809.38
						205,946.73	0.00	0.00	205,946.73
10/01/24	10/01/24	Income	9,284.910	STIF INT MAT Cpn USD		9,284.91	0.00	0.00	9,284.91
10/02/24	10/03/24	Sell Long	230,000.000	U.S. TREASURY NOTE MAT 05/15/27 Cpn 4.50 91282CKR1	235,246.88	3,965.63	6,613.17	0.00	239,212.51
10/02/24	10/03/24	Sell Long	170,000.000	U.S. TREASURY NOTE MAT 06/15/27 Cpn 4.63 91282CKV2	174,641.80	2,363.05	4,097.72	0.00	177,004.85
10/03/24	10/04/24	Sell Long	895,000.000	U.S. TREASURY NOTE MAT 08/31/27 Cpn 3.13 91282CFH9	882,903.52	2,626.89	0.00	(7,299.73)	885,530.41

TRANSACTIONS BY TYPE

Account Name: L.A. CARE HEALTH PLAN-LOW DURATION POR

10/01/2024
through 10/31/2024

Tr Date	St Date	Transaction Type	Units	Description	Proceeds / (Cost)	Accrued Interest (Purch) or Sold	G/L < 1 Yr Amort Cost	G/L > 1 Yr Amort Cost	Total Amount
10/03/24	10/04/24	Sell Long	5,000.000	U.S. TREASURY NOTE MAT 08/31/27 Cpn 3.13 91282CFH9	4,932.42	14.68	0.00	(4.79)	4,947.10
10/17/24	10/18/24	Sell Long	1,350,000.000	U.S. TREASURY NOTE MAT 07/31/26 Cpn 0.63 91282CCP4	1,272,005.86	1,811.31	0.00	(74,607.06)	1,273,817.17
10/30/24	10/31/24	Sell Long	300,000.000	GMALT 2023-3 A3 LEASE MAT 11/20/26 Cpn 5.38 379929AD4	301,453.13	493.17	0.00	1,472.31	301,946.30
10/30/24	10/31/24	Sell Long	1,155,000.000	U.S. TREASURY NOTE MAT 08/31/26 Cpn 0.75 91282CCW9	1,085,700.00	1,459.70	0.00	(65,682.01)	1,087,159.70
10/30/24	10/31/24	Sell Long	2,170,000.000	U.S. TREASURY NOTE MAT 07/31/26 Cpn 4.38 91282CLB5	2,176,272.66	23,734.38	(9,101.65)	0.00	2,200,007.04
			6,275,000.000		6,133,156.27	36,468.81	1,609.25	(146,121.28)	6,169,625.08
10/15/24	10/15/24	Pay Princpl	29,923.488	CARMX 2021-2 A3 AUTO MAT 02/17/26 Cpn 0.52 14314QAC8	29,923.49		0.00	0.44	29,923.49
10/15/24	10/15/24	Pay Princpl	30,399.463	CARMX 2021-3 A3 CAR MAT 06/15/26 Cpn 0.55 14317DAC4	30,399.46		0.00	0.85	30,399.46
10/15/24	10/15/24	Pay Princpl	44,843.336	KUBOTA 2021-2A A3 EQP 144A MAT 11/17/25 Cpn 0.56 50117XAE2	44,843.34		0.00	0.29	44,843.34
10/16/24	10/16/24	Pay Princpl	6,825.423	GMCAR 2021-2 A3 CAR MAT 04/16/26 Cpn 0.51 380149AC8	6,825.42		0.00	0.04	6,825.42
			111,991.711		111,991.71		0.00	1.62	111,991.71
10/01/24	10/01/24	Mature Long	300,000.000	CA STOCKTON PFA WTR REV-GRE MAT 10/01/24 Cpn 2.37 861398CH6	300,000.00		0.00	0.00	300,000.00

LA CARE
Cash Activity by Transaction Type GAAP Basis
Accounting Period From 10/01/2024 To 10/31/2024

Cash Date	Trade/Ex-Date	Settle/Pay Date	Custodian	Cusip	Description	Quantity	Income Amount	Principal Amount	Contributions/Withdrawals	Total Amount
BUY										
10/04/24	10/03/24	10/04/24	TNT77	771196CP5	ROCHE HOLDINGS INC	1,250,000.00	(3,648.44)	(1,255,325.00)	0.00	(1,258,973.44)
10/07/24	10/07/24	10/07/24	TNT77	665278404	NORTHERN INST GOVT MONEY MKT	8,380,174.87	0.00	(8,380,174.87)	0.00	(8,380,174.87)
TOTAL BUY						9,630,174.87	(3,648.44)	(9,635,499.87)	0.00	(9,639,148.31)
CONTRIB										
10/22/24	10/22/24	10/22/24	TNT77	CASHCASH6	C-01 RECEIVED FUNDS BY WIRE TRANSFER	0.00	0.00	0.00	0.25	0.25
TOTAL CONTRIB						0.00	0.00	0.00	0.25	0.25
DIVIDEND										
10/01/24	10/01/24	10/01/24	TNT77	665278404	NORTHERN INST GOVT MONEY MKT	8,857,759.67	13,105.89	0.00	0.00	13,105.89
TOTAL DIVIDEND						8,857,759.67	13,105.89	0.00	0.00	13,105.89
INTEREST										
10/01/24	10/01/24	10/01/24	TNT77	13063D3A4	CALIFORNIA ST	1,000,000.00	28,500.00	0.00	0.00	28,500.00
10/01/24	10/01/24	10/01/24	TNT77	20030NDK4	COMCAST CORP	2,500,000.00	41,250.00	0.00	0.00	41,250.00
10/01/24	10/01/24	10/01/24	TNT77	46625HRV4	JPMORGAN CHASE & CO	3,500,000.00	51,625.00	0.00	0.00	51,625.00
10/01/24	10/01/24	10/01/24	TNT77	68233JBZ6	ONCOR ELECTRIC DELIVERY	3,000,000.00	8,250.00	0.00	0.00	8,250.00
10/01/24	10/01/24	10/01/24	TNT77	743756AB4	PROV ST JOSEPH HLTH OBL	1,500,000.00	20,595.00	0.00	0.00	20,595.00
10/10/24	10/10/24	10/10/24	TNT77	10373QBX7	BP CAP MARKETS AMERICA	4,500,000.00	158,591.25	0.00	0.00	158,591.25
10/14/24	10/14/24	10/14/24	TNT77	10373QAZ3	BP CAP MARKETS AMERICA	5,000,000.00	89,700.00	0.00	0.00	89,700.00
10/15/24	10/15/24	10/15/24	TNT77	437076CN0	HOME DEPOT INC	4,750,000.00	68,281.25	0.00	0.00	68,281.25
10/15/24	10/15/24	10/15/24	TNT77	883556CK6	THERMO FISHER SCIENTIFIC	5,000,000.00	43,750.00	0.00	0.00	43,750.00
10/15/24	10/15/24	10/15/24	TNT77	90320WAF0	UPMC	1,000,000.00	9,015.00	0.00	0.00	9,015.00
10/15/24	10/15/24	10/15/24	TNT77	907818EP9	UNION PACIFIC CORP	1,000,000.00	15,000.00	0.00	0.00	15,000.00
10/16/24	10/16/24	10/16/24	TNT77	29379VBT9	ENTERPRISE PRODUCTS OPER	5,000,000.00	103,750.00	0.00	0.00	103,750.00
10/22/24	10/22/24	10/22/24	TNT77	46647PCB0	JPMORGAN CHASE & CO	2,500,000.00	19,725.00	0.00	0.00	19,725.00
10/27/24	10/27/24	10/27/24	TNT77	91159HHR4	US BANCORP	7,000,000.00	110,250.00	0.00	0.00	110,250.00
TOTAL INTEREST						47,250,000.00	768,282.50	0.00	0.00	768,282.50
SELL										
10/07/24	10/07/24	10/07/24	TNT77	665278404	NORTHERN INST GOVT MONEY MKT	8,857,759.67	0.00	8,857,759.67	0.00	8,857,759.67

11/5/2024
3:06:09AM
INCPRI2



LA CARE
Cash Activity by Transaction Type GAAP Basis
 Accounting Period From 10/01/2024 To 10/31/2024

Cash Date	Trade/Ex-Date	Settle/Pay Date	Custodian	Cusip	Description	Quantity	Income Amount	Principal Amount	Contributions/Withdrawals	Total Amount
TOTAL SELL						8,857,759.67	0.00	8,857,759.67	0.00	8,857,759.67
GRAND TOTAL						74,595,694.21	777,739.95	(777,740.20)	0.25	0.00
Avg Date 7										



DATE: January 22, 2025
TO: Finance & Budget Committee
FROM: Afzal Shah, *Chief Financial Officer*

SUBJECT: Monthly Investment Portfolio Securities Transaction Report for November 2024

To keep the Committee apprised of L.A. Care's investment portfolios and to comply with California Government Code Section 53607, attached are the monthly investment transaction details from November 1 to November 30, 2024.

L.A. Care's investment market value as of November 30, 2024, was \$3.2 billion. This includes our funds invested with the government pooled funds and the Bank of America money market sweep account fund. L.A. Care has approximately \$6 million invested with the statewide Local Agency Investment Fund (LAIF), and approximately \$11 million invested with the Los Angeles County Pooled Investment Fund (LACPIF). L.A. Care also has approximately \$125 million invested with the BlackRock Liquidity T-Fund.

The remainder as of November 30, 2024, of \$3.1 billion is managed by two independent asset managers, 1) Payden & Rygel and 2) New England Asset Management (NEAM) and is divided into three portfolios based on investment style,

1. Payden & Rygel - Short-term portfolio
2. Payden & Rygel - Extended term portfolio
3. New England Asset Management - Corporate notes extended term portfolio.

The transactions within these three portfolios are included in the attached reports.

LA Care, as a California government entity, only makes investments in bonds/fixed income, as per the California Government Code. The entries on the Investment Securities Portfolio Transaction Report reflect transactions undertaken by financial management companies on L.A. Care's behalf. L.A. Care does not direct these individual transactions. The firms, managing investments on behalf of L.A. Care, conduct the transactions based on L.A. Care's investment guidelines.

TRANSACTIONS BY TYPE

Account Name: L.A. CARE HEALTH PLAN

11/01/2024
through 11/30/2024

Tr Date	St Date	Transaction Type	Units	Description	Proceeds / (Cost)	Accrued Interest (Purch) or Sold	G/L < 1 Yr Amort Cost	G/L > 1 Yr Amort Cost	Total Amount
11/01/24	11/04/24	Buy	3,100,048.080	CNH 2022-B A3 EQP MAT 08/16/27 Cpn 3.89 12663JAC5	(3,080,188.40)	(6,364.57)	0.00	0.00	(3,086,552.97)
11/01/24	11/04/24	Buy	250,786.770	CNH 2022-B A3 EQP MAT 08/16/27 Cpn 3.89 12663JAC5	(249,101.80)	(514.88)	0.00	0.00	(249,616.68)
11/01/24	11/04/24	Buy	10,386,000.000	SBALT 2023-A A3 LEASE 144A MAT 04/20/27 Cpn 6.51 78436TAC0	(10,531,647.42)	(26,293.89)	0.00	0.00	(10,557,941.31)
11/01/24	11/04/24	Buy	20,000,000.000	U.S. TREASURY NOTE MAT 10/15/27 Cpn 3.88 91282CLQ2	(19,910,156.25)	(42,582.42)	0.00	0.00	(19,952,738.67)
11/01/24	11/04/24	Buy	2,954,000.000	WOART 2023-A A3 CAR MAT 05/15/28 Cpn 4.83 98164JAD6	(2,956,769.38)	(7,530.24)	0.00	0.00	(2,964,299.62)
11/01/24	11/04/24	Buy	509,000.000	WOART 2023-A A3 CAR MAT 05/15/28 Cpn 4.83 98164JAD6	(509,477.19)	(1,297.53)	0.00	0.00	(510,774.72)
11/05/24	11/05/24	Buy	35,000,000.000	AUTOMATIC DATA CP 144A MAT 11/06/24 Cpn 0530A2L65	(34,995,313.89)		0.00	0.00	(34,995,313.89)
11/05/24	11/05/24	Buy	30,000,000.000	CREDIT AGRICOLE CP MAT 11/12/24 Cpn 22533TLC8	(29,972,700.00)		0.00	0.00	(29,972,700.00)
11/05/24	11/05/24	Buy	30,000,000.000	CATERPILLAR FIN CP MAT 11/13/24 Cpn 14912DLD9	(29,968,866.67)		0.00	0.00	(29,968,866.67)
11/05/24	11/05/24	Buy	20,000,000.000	FHLB DISCOUNT NOTE MAT 11/07/24 Cpn 313384N62	(19,994,777.78)		0.00	0.00	(19,994,777.78)
11/05/24	11/05/24	Buy	50,000,000.000	FHLB DISCOUNT NOTE MAT 11/07/24 Cpn 313384N62	(49,986,944.44)		0.00	0.00	(49,986,944.44)
11/05/24	11/05/24	Buy	10,000,000.000	NORTHW MUT SHR TERM FUN CP MAT 11/12/24 Cpn 66815ALC5	(9,990,861.11)		0.00	0.00	(9,990,861.11)
11/05/24	11/06/24	Buy	10,000,000.000	FHLB DISCOUNT NOTE MAT 11/07/24 Cpn 313384N62	(9,998,694.44)		0.00	0.00	(9,998,694.44)

TRANSACTIONS BY TYPE

Account Name: L.A. CARE HEALTH PLAN

11/01/2024
through 11/30/2024

Tr Date	St Date	Transaction Type	Units	Description	Proceeds / (Cost)	Accrued Interest (Purch) or Sold	G/L < 1 Yr Amort Cost	G/L > 1 Yr Amort Cost	Total Amount
11/05/24	11/06/24	Buy	50,000,000.000	FHLB DISCOUNT NOTE MAT 11/07/24 Cpn 313384N62	(49,993,472.22)		0.00	0.00	(49,993,472.22)
11/05/24	11/06/24	Buy	50,000,000.000	FHLB DISCOUNT NOTE MAT 11/07/24 Cpn 313384N62	(49,993,472.22)		0.00	0.00	(49,993,472.22)
11/05/24	11/06/24	Buy	50,000,000.000	FHLB DISCOUNT NOTE MAT 11/07/24 Cpn 313384N62	(49,993,472.22)		0.00	0.00	(49,993,472.22)
11/05/24	11/06/24	Buy	8,500,000.000	HALST 2023-B A3 LEASE 144A MAT 06/15/26 Cpn 5.15 448980AD4	(8,513,281.25)	(25,535.42)	0.00	0.00	(8,538,816.67)
11/06/24	11/07/24	Buy	5,100,000.000	DEFT 2023-2 A3 EQP 144A MAT 01/22/29 Cpn 5.65 24703GAC8	(5,134,066.41)	(12,006.25)	0.00	0.00	(5,146,072.66)
11/07/24	11/07/24	Buy	50,000,000.000	FHLB DISCOUNT NOTE MAT 11/08/24 Cpn 313384N70	(49,993,541.67)		0.00	0.00	(49,993,541.67)
11/07/24	11/07/24	Buy	50,000,000.000	FHLB DISCOUNT NOTE MAT 11/08/24 Cpn 313384N70	(49,993,541.67)		0.00	0.00	(49,993,541.67)
11/07/24	11/07/24	Buy	20,100,000.000	FHLB DISCOUNT NOTE MAT 11/08/24 Cpn 313384N70	(20,097,403.75)		0.00	0.00	(20,097,403.75)
11/07/24	11/07/24	Buy	14,290,000.000	FHLB DISCOUNT NOTE MAT 11/13/24 Cpn 313384P45	(14,279,187.23)		0.00	0.00	(14,279,187.23)
11/06/24	11/07/24	Buy	7,363,000.000	FORDO 2023-A A3 CAR MAT 02/15/28 Cpn 4.65 344928AD8	(7,365,013.32)	(20,923.19)	0.00	0.00	(7,385,936.51)
11/06/24	11/07/24	Buy	3,892,000.000	NAROT 2023-A A3 CAR MAT 11/15/27 Cpn 4.91 65480WAD3	(3,901,121.88)	(11,678.16)	0.00	0.00	(3,912,800.04)
11/06/24	11/07/24	Buy	3,314,000.000	NAROT 2023-A A3 CAR MAT 11/15/27 Cpn 4.91 65480WAD3	(3,321,767.19)	(9,943.84)	0.00	0.00	(3,331,711.03)
11/06/24	11/07/24	Buy	1,302,000.000	NAROT 2023-A A3 CAR MAT 11/15/27 Cpn 4.91 65480WAD3	(1,305,051.56)	(3,906.72)	0.00	0.00	(1,308,958.28)

TRANSACTIONS BY TYPE

Account Name: L.A. CARE HEALTH PLAN

11/01/2024
through 11/30/2024

Tr Date	St Date	Transaction Type	Units	Description	Proceeds / (Cost)	Accrued Interest (Purch) or Sold	G/L < 1 Yr Amort Cost	G/L > 1 Yr Amort Cost	Total Amount
11/08/24	11/08/24	Buy	39,000,000.000	FHLB DISCOUNT NOTE MAT 12/04/24 Cpn 313384R92	(38,872,827.50)		0.00	0.00	(38,872,827.50)
11/08/24	11/08/24	Buy	50,000,000.000	FHLB DISCOUNT NOTE MAT 12/04/24 Cpn 313384R92	(49,836,958.33)		0.00	0.00	(49,836,958.33)
11/08/24	11/08/24	Buy	25,000,000.000	HOME DEPOT CP 144A MAT 11/12/24 Cpn 43707LLC1	(24,987,333.33)		0.00	0.00	(24,987,333.33)
11/08/24	11/08/24	Buy	15,000,000.000	ILLINOIS TOOL WORKS CP 144A MAT 11/12/24 Cpn 4523ELLR4	(14,992,450.00)		0.00	0.00	(14,992,450.00)
11/08/24	11/08/24	Buy	13,500,000.000	ILLINOIS TOOL WORKS CP 144A MAT 11/25/24 Cpn 4523ELLR4	(13,470,993.75)		0.00	0.00	(13,470,993.75)
11/08/24	11/08/24	Buy	25,000,000.000	MASS MUTUAL LIFE CP 144A MAT 12/06/24 Cpn 57576JM66	(24,911,333.33)		0.00	0.00	(24,911,333.33)
11/08/24	11/08/24	Buy	10,000,000.000	METLIFE SHORT TERM FUND CP 1 MAT 12/09/24 Cpn 59157TM91	(9,960,561.11)		0.00	0.00	(9,960,561.11)
11/08/24	11/08/24	Buy	25,000,000.000	mitsubishi UFJ TRUST & BANK 14 MAT 12/09/24 Cpn 60682WM96	(24,901,618.06)		0.00	0.00	(24,901,618.06)
11/08/24	11/08/24	Buy	25,000,000.000	NOVARTIS FINANCE CP 144A MAT 11/15/24 Cpn 6698M4LF7	(24,977,979.17)		0.00	0.00	(24,977,979.17)
11/08/24	11/08/24	Buy	30,000,000.000	SUMITOMO MITSUI CP 144A MAT 11/15/24 Cpn 86563GLF7	(29,973,458.33)		0.00	0.00	(29,973,458.33)
11/12/24	11/12/24	Buy	45,000,000.000	FHLB DISCOUNT NOTE MAT 11/13/24 Cpn 313384P45	(44,994,375.00)		0.00	0.00	(44,994,375.00)
11/12/24	11/12/24	Buy	50,000,000.000	FHLB DISCOUNT NOTE MAT 11/13/24 Cpn 313384P45	(49,993,750.00)		0.00	0.00	(49,993,750.00)
11/13/24	11/13/24	Buy	40,000,000.000	U.S. TREASURY BILL MAT 11/14/24 Cpn 912797LD7	(39,995,155.56)		0.00	0.00	(39,995,155.56)

TRANSACTIONS BY TYPE

Account Name: L.A. CARE HEALTH PLAN

11/01/2024
through 11/30/2024

Tr Date	St Date	Transaction Type	Units	Description		Proceeds / (Cost)	Accrued Interest (Purch) or Sold	G/L < 1 Yr Amort Cost	G/L > 1 Yr Amort Cost	Total Amount
11/13/24	11/13/24	Buy	50,000,000.000	U.S. TREASURY BILL MAT 11/14/24 Cpn 912797LD7		(49,993,944.44)		0.00	0.00	(49,993,944.44)
11/13/24	11/13/24	Buy	40,000,000.000	U.S. TREASURY BILL MAT 11/19/24 Cpn 912797MC8		(39,970,320.00)		0.00	0.00	(39,970,320.00)
11/13/24	11/13/24	Buy	50,000,000.000	U.S. TREASURY BILL MAT 11/19/24 Cpn 912797MC8		(49,962,900.00)		0.00	0.00	(49,962,900.00)
11/13/24	11/13/24	Buy	45,000,000.000	U.S. TREASURY BILL MAT 11/21/24 Cpn 912797LE5		(44,956,095.50)		0.00	0.00	(44,956,095.50)
11/13/24	11/13/24	Buy	50,000,000.000	U.S. TREASURY BILL MAT 11/21/24 Cpn 912797LE5		(49,951,217.22)		0.00	0.00	(49,951,217.22)
11/13/24	11/13/24	Buy	45,000,000.000	CREDIT AGRICOLE CP MAT 11/14/24 Cpn 22533TLE4		(44,994,300.00)		0.00	0.00	(44,994,300.00)
11/13/24	11/13/24	Buy	8,500,000.000	CA STATE GO/ULT CP TXB MAT 01/14/25 Cpn 4.65 13068CJK2		(8,500,000.00)		0.00	0.00	(8,500,000.00)
11/13/24	11/13/24	Buy	30,000,000.000	FAMC DISCOUNT NOTE MAT 11/14/24 Cpn 31315KP53		(29,996,266.67)		0.00	0.00	(29,996,266.67)
11/13/24	11/13/24	Buy	1,837,000.000	FHLB DISCOUNT NOTE MAT 11/14/24 Cpn 313384P52		(1,836,771.40)		0.00	0.00	(1,836,771.40)
11/13/24	11/13/24	Buy	50,000,000.000	FHLB DISCOUNT NOTE MAT 11/14/24 Cpn 313384P52		(49,993,777.78)		0.00	0.00	(49,993,777.78)
11/13/24	11/13/24	Buy	50,000,000.000	FHLB DISCOUNT NOTE MAT 11/14/24 Cpn 313384P52		(49,993,777.78)		0.00	0.00	(49,993,777.78)
11/13/24	11/13/24	Buy	50,000,000.000	FHLB DISCOUNT NOTE MAT 11/14/24 Cpn 313384P52		(49,993,777.78)		0.00	0.00	(49,993,777.78)
11/13/24	11/13/24	Buy	50,000,000.000	FHLB DISCOUNT NOTE MAT 11/14/24 Cpn 313384P52		(49,993,777.78)		0.00	0.00	(49,993,777.78)

TRANSACTIONS BY TYPE

Account Name: L.A. CARE HEALTH PLAN

11/01/2024
through 11/30/2024

Tr Date	St Date	Transaction Type	Units	Description	Proceeds / (Cost)	Accrued Interest (Purch) or Sold	G/L < 1 Yr Amort Cost	G/L > 1 Yr Amort Cost	Total Amount
11/13/24	11/13/24	Buy	46,890,000.000	FHLB DISCOUNT NOTE MAT 11/14/24 Cpn 313384P52	(46,884,164.80)		0.00	0.00	(46,884,164.80)
11/13/24	11/13/24	Buy	50,000,000.000	FHLB DISCOUNT NOTE MAT 11/14/24 Cpn 313384P52	(49,993,777.78)		0.00	0.00	(49,993,777.78)
11/13/24	11/13/24	Buy	50,000,000.000	FHLB DISCOUNT NOTE MAT 11/14/24 Cpn 313384P52	(49,993,777.78)		0.00	0.00	(49,993,777.78)
11/13/24	11/13/24	Buy	20,634,000.000	FHLB DISCOUNT NOTE MAT 11/14/24 Cpn 313384P52	(20,631,432.21)		0.00	0.00	(20,631,432.21)
11/13/24	11/13/24	Buy	21,565,000.000	FHLB DISCOUNT NOTE MAT 11/14/24 Cpn 313384P52	(21,562,316.36)		0.00	0.00	(21,562,316.36)
11/13/24	11/13/24	Buy	37,500,000.000	FHLB DISCOUNT NOTE MAT 11/21/24 Cpn 313384Q44	(37,462,500.00)		0.00	0.00	(37,462,500.00)
11/13/24	11/13/24	Buy	9,356,000.000	SC SOUTH CAROLINA PUB SVC CP MAT 01/14/25 Cpn 4.68 83708BDQ6	(9,356,000.00)		0.00	0.00	(9,356,000.00)
11/14/24	11/14/24	Buy	10,000,000.000	U.S. TREASURY BILL MAT 11/19/24 Cpn 912797MC8	(9,993,797.92)		0.00	0.00	(9,993,797.92)
11/14/24	11/14/24	Buy	50,000,000.000	U.S. TREASURY BILL MAT 11/19/24 Cpn 912797MC8	(49,968,989.58)		0.00	0.00	(49,968,989.58)
11/14/24	11/14/24	Buy	50,000,000.000	U.S. TREASURY BILL MAT 11/19/24 Cpn 912797MC8	(49,968,989.58)		0.00	0.00	(49,968,989.58)
11/14/24	11/14/24	Buy	50,000,000.000	U.S. TREASURY BILL MAT 11/26/24 Cpn 912797MD6	(49,925,458.33)		0.00	0.00	(49,925,458.33)
11/14/24	11/14/24	Buy	50,000,000.000	U.S. TREASURY BILL MAT 11/26/24 Cpn 912797MD6	(49,925,458.33)		0.00	0.00	(49,925,458.33)
11/14/24	11/14/24	Buy	50,000,000.000	U.S. TREASURY BILL MAT 11/26/24 Cpn 912797MD6	(49,925,458.33)		0.00	0.00	(49,925,458.33)

TRANSACTIONS BY TYPE

Account Name: L.A. CARE HEALTH PLAN

11/01/2024
through 11/30/2024

Tr Date	St Date	Transaction Type	Units	Description		Proceeds / (Cost)	Accrued Interest (Purch) or Sold	G/L < 1 Yr Amort Cost	G/L > 1 Yr Amort Cost	Total Amount
11/14/24	11/14/24	Buy	40,000,000.000	CREDIT AGRICOLE CP MAT 11/21/24 Cpn	22533TLM6	(39,964,455.56)		0.00	0.00	(39,964,455.56)
11/14/24	11/14/24	Buy	50,000,000.000	FHLB DISCOUNT NOTE MAT 11/18/24 Cpn	313384P94	(49,975,555.56)		0.00	0.00	(49,975,555.56)
11/14/24	11/14/24	Buy	50,000,000.000	FHLB DISCOUNT NOTE MAT 11/18/24 Cpn	313384P94	(49,975,555.56)		0.00	0.00	(49,975,555.56)
11/14/24	11/14/24	Buy	50,000,000.000	FHLB DISCOUNT NOTE MAT 11/18/24 Cpn	313384P94	(49,975,555.56)		0.00	0.00	(49,975,555.56)
11/14/24	11/14/24	Buy	50,000,000.000	FHLB DISCOUNT NOTE MAT 11/18/24 Cpn	313384P94	(49,975,555.56)		0.00	0.00	(49,975,555.56)
11/14/24	11/14/24	Buy	40,000,000.000	FHLB DISCOUNT NOTE MAT 11/18/24 Cpn	313384P94	(39,980,444.44)		0.00	0.00	(39,980,444.44)
11/14/24	11/14/24	Buy	50,000,000.000	FHLB DISCOUNT NOTE MAT 11/18/24 Cpn	313384P94	(49,975,555.56)		0.00	0.00	(49,975,555.56)
11/13/24	11/14/24	Buy	10,000,000.000	KAISER FOUNDATION CP TXB MAT 01/07/25 Cpn	48306AN78	(9,930,925.00)		0.00	0.00	(9,930,925.00)
11/18/24	11/18/24	Buy	20,000,000.000	U.S. TREASURY BILL MAT 11/26/24 Cpn	912797MD6	(19,980,122.22)		0.00	0.00	(19,980,122.22)
11/18/24	11/18/24	Buy	50,000,000.000	U.S. TREASURY BILL MAT 11/26/24 Cpn	912797MD6	(49,950,305.56)		0.00	0.00	(49,950,305.56)
11/18/24	11/18/24	Buy	50,000,000.000	U.S. TREASURY BILL MAT 11/26/24 Cpn	912797MD6	(49,950,305.56)		0.00	0.00	(49,950,305.56)
11/18/24	11/18/24	Buy	50,000,000.000	FHLB DISCOUNT NOTE MAT 11/19/24 Cpn	313384Q28	(49,993,777.78)		0.00	0.00	(49,993,777.78)
11/18/24	11/18/24	Buy	50,000,000.000	FHLB DISCOUNT NOTE MAT 11/19/24 Cpn	313384Q28	(49,993,777.78)		0.00	0.00	(49,993,777.78)

TRANSACTIONS BY TYPE

Account Name: L.A. CARE HEALTH PLAN

11/01/2024
through 11/30/2024

Tr Date	St Date	Transaction Type	Units	Description	Proceeds / (Cost)	Accrued Interest (Purch) or Sold	G/L < 1 Yr Amort Cost	G/L > 1 Yr Amort Cost	Total Amount
11/18/24	11/18/24	Buy	50,000,000.000	FHLB DISCOUNT NOTE MAT 11/19/24 Cpn 313384Q28	(49,993,777.78)		0.00	0.00	(49,993,777.78)
11/19/24	11/19/24	Buy	40,000,000.000	CATERPILLAR FIN CP MAT 11/20/24 Cpn 14912DLL1	(39,994,944.44)		0.00	0.00	(39,994,944.44)
11/19/24	11/19/24	Buy	50,000,000.000	FHLB DISCOUNT NOTE MAT 11/20/24 Cpn 313384Q36	(49,993,750.00)		0.00	0.00	(49,993,750.00)
11/19/24	11/19/24	Buy	50,000,000.000	FHLB DISCOUNT NOTE MAT 11/20/24 Cpn 313384Q36	(49,993,750.00)		0.00	0.00	(49,993,750.00)
11/19/24	11/19/24	Buy	50,000,000.000	FHLB DISCOUNT NOTE MAT 11/20/24 Cpn 313384Q36	(49,993,750.00)		0.00	0.00	(49,993,750.00)
11/19/24	11/19/24	Buy	50,000,000.000	FHLB DISCOUNT NOTE MAT 11/20/24 Cpn 313384Q36	(49,993,750.00)		0.00	0.00	(49,993,750.00)
11/19/24	11/19/24	Buy	50,000,000.000	FHLB DISCOUNT NOTE MAT 11/20/24 Cpn 313384Q36	(49,993,750.00)		0.00	0.00	(49,993,750.00)
11/19/24	11/19/24	Buy	50,000,000.000	FHLB DISCOUNT NOTE MAT 11/20/24 Cpn 313384Q36	(49,993,750.00)		0.00	0.00	(49,993,750.00)
11/19/24	11/19/24	Buy	19,000,000.000	ILLINOIS TOOL WORKS CP 144A MAT 11/20/24 Cpn 4523ELLL7	(18,997,598.61)		0.00	0.00	(18,997,598.61)
11/19/24	11/19/24	Buy	9,448,000.000	SC SANTEE COOPER CP TXB MAT 12/19/24 Cpn 4.66 83708BDS2	(9,448,000.00)		0.00	0.00	(9,448,000.00)
11/20/24	11/20/24	Buy	36,500,000.000	AUTOMATIC DATA CP 144A MAT 11/21/24 Cpn 0530A2LM0	(36,495,366.53)		0.00	0.00	(36,495,366.53)
11/20/24	11/20/24	Buy	50,000,000.000	CATERPILLAR FIN CP MAT 11/21/24 Cpn 14912DLM9	(49,993,652.78)		0.00	0.00	(49,993,652.78)
11/20/24	11/20/24	Buy	50,000,000.000	FHLB DISCOUNT NOTE MAT 11/21/24 Cpn 313384Q44	(49,993,750.00)		0.00	0.00	(49,993,750.00)

TRANSACTIONS BY TYPE

Account Name: L.A. CARE HEALTH PLAN

11/01/2024
through 11/30/2024

Tr Date	St Date	Transaction Type	Units	Description	Proceeds / (Cost)	Accrued Interest (Purch) or Sold	G/L < 1 Yr Amort Cost	G/L > 1 Yr Amort Cost	Total Amount
11/20/24	11/20/24	Buy	50,000,000.000	FHLB DISCOUNT NOTE MAT 11/21/24 Cpn 313384Q44	(49,993,750.00)		0.00	0.00	(49,993,750.00)
11/20/24	11/20/24	Buy	50,000,000.000	FHLB DISCOUNT NOTE MAT 11/21/24 Cpn 313384Q44	(49,993,750.00)		0.00	0.00	(49,993,750.00)
11/20/24	11/20/24	Buy	50,000,000.000	FHLB DISCOUNT NOTE MAT 11/21/24 Cpn 313384Q44	(49,993,750.00)		0.00	0.00	(49,993,750.00)
11/07/24	11/20/24	Buy	20,000,000.000	INTL BK RECON & DEVELOP FRN S MAT 11/18/27 Cpn 1.45 459058LP6	(20,000,000.00)		0.00	0.00	(20,000,000.00)
11/19/24	11/20/24	Buy	10,400,000.000	NATIXIS NY YCD FRN SOFRRATE MAT 08/15/25 Cpn 4.84 63873Q6U3	(10,400,000.00)		0.00	0.00	(10,400,000.00)
11/20/24	11/20/24	Buy	20,000,000.000	PACCAR FINANCIAL CP MAT 11/25/24 Cpn 69372ALR1	(19,987,305.56)		0.00	0.00	(19,987,305.56)
11/20/24	11/20/24	Buy	25,000,000.000	SOUTHERN CALIF GAS CP 144A MAT 11/21/24 Cpn 84243LLM4	(24,996,826.39)		0.00	0.00	(24,996,826.39)
11/20/24	11/21/24	Buy	3,250,000.000	CHAOT 2024-4A A2 CAR 144A MAT 09/27/27 Cpn 5.25 16144YAB4	(3,261,679.69)	(12,322.92)	0.00	0.00	(3,274,002.61)
11/20/24	11/21/24	Buy	8,000,000.000	CHAOT 2024-4A A2 CAR 144A MAT 09/27/27 Cpn 5.25 16144YAB4	(8,028,750.00)	(30,333.33)	0.00	0.00	(8,059,083.33)
11/21/24	11/21/24	Buy	35,000,000.000	FHLB DISCOUNT NOTE MAT 11/22/24 Cpn 313384Q51	(34,995,625.00)		0.00	0.00	(34,995,625.00)
11/21/24	11/21/24	Buy	50,000,000.000	FHLB DISCOUNT NOTE MAT 11/22/24 Cpn 313384Q51	(49,993,750.00)		0.00	0.00	(49,993,750.00)
11/21/24	11/21/24	Buy	50,000,000.000	FHLB DISCOUNT NOTE MAT 11/22/24 Cpn 313384Q51	(49,993,750.00)		0.00	0.00	(49,993,750.00)
11/21/24	11/21/24	Buy	50,000,000.000	FHLB DISCOUNT NOTE MAT 11/22/24 Cpn 313384Q51	(49,993,750.00)		0.00	0.00	(49,993,750.00)

TRANSACTIONS BY TYPE

Account Name: L.A. CARE HEALTH PLAN

11/01/2024
through 11/30/2024

Tr Date	St Date	Transaction Type	Units	Description	Proceeds / (Cost)	Accrued Interest (Purch) or Sold	G/L < 1 Yr Amort Cost	G/L > 1 Yr Amort Cost	Total Amount
11/21/24	11/21/24	Buy	50,000,000.000	FHLB DISCOUNT NOTE MAT 11/22/24 Cpn 313384Q51	(49,993,750.00)		0.00	0.00	(49,993,750.00)
11/21/24	11/21/24	Buy	50,000,000.000	FHLB DISCOUNT NOTE MAT 11/22/24 Cpn 313384Q51	(49,993,750.00)		0.00	0.00	(49,993,750.00)
11/21/24	11/21/24	Buy	50,000,000.000	FHLB DISCOUNT NOTE MAT 11/22/24 Cpn 313384Q51	(49,993,750.00)		0.00	0.00	(49,993,750.00)
11/21/24	11/21/24	Buy	50,000,000.000	FHLB DISCOUNT NOTE MAT 11/22/24 Cpn 313384Q51	(49,993,750.00)		0.00	0.00	(49,993,750.00)
11/20/24	11/21/24	Buy	1,705,971.230	HUNT 2024-1A A2 CAR 144A MAT 03/15/27 Cpn 5.50 446144AC1	(1,711,169.11)	(1,563.81)	0.00	0.00	(1,712,732.92)
11/20/24	11/21/24	Buy	1,563,299.480	TESLA 2024-A A2A LEASE 144A MAT 06/22/26 Cpn 5.37 88166VAB2	(1,566,169.60)	(233.19)	0.00	0.00	(1,566,402.79)
11/20/24	11/21/24	Buy	915,445.640	TESLA 2024-A A2A LEASE 144A MAT 06/22/26 Cpn 5.37 88166VAB2	(917,126.34)	(136.55)	0.00	0.00	(917,262.89)
11/22/24	11/22/24	Buy	30,000,000.000	FHLB DISCOUNT NOTE MAT 11/25/24 Cpn 313384Q85	(29,988,750.00)		0.00	0.00	(29,988,750.00)
11/22/24	11/22/24	Buy	50,000,000.000	FHLB DISCOUNT NOTE MAT 11/25/24 Cpn 313384Q85	(49,981,250.00)		0.00	0.00	(49,981,250.00)
11/22/24	11/22/24	Buy	50,000,000.000	FHLB DISCOUNT NOTE MAT 11/25/24 Cpn 313384Q85	(49,981,250.00)		0.00	0.00	(49,981,250.00)
11/19/24	11/22/24	Buy	5,200,000.000	FORDO 2024-D A2A C MAT 10/15/27 Cpn 4.59 34535VAB0	(5,199,746.24)		0.00	0.00	(5,199,746.24)
11/22/24	11/25/24	Buy	3,300,000.000	CUMMINS INC CP 144A MAT 01/07/25 Cpn 23102UN73	(3,281,868.33)		0.00	0.00	(3,281,868.33)
11/25/24	11/25/24	Buy	10,000,000.000	FHLB DISCOUNT NOTE MAT 11/26/24 Cpn 313384Q93	(9,998,750.00)		0.00	0.00	(9,998,750.00)

TRANSACTIONS BY TYPE

Account Name: L.A. CARE HEALTH PLAN

11/01/2024
through 11/30/2024

Tr Date	St Date	Transaction Type	Units	Description		Proceeds / (Cost)	Accrued Interest (Purch) or Sold	G/L < 1 Yr Amort Cost	G/L > 1 Yr Amort Cost	Total Amount
11/25/24	11/25/24	Buy	50,000,000.000	FHLB DISCOUNT NOTE MAT 11/26/24 Cpn 313384Q93		(49,993,750.00)		0.00	0.00	(49,993,750.00)
11/25/24	11/25/24	Buy	50,000,000.000	FHLB DISCOUNT NOTE MAT 11/26/24 Cpn 313384Q93		(49,993,750.00)		0.00	0.00	(49,993,750.00)
11/25/24	11/25/24	Buy	50,000,000.000	FHLB DISCOUNT NOTE MAT 11/26/24 Cpn 313384Q93		(49,993,750.00)		0.00	0.00	(49,993,750.00)
11/26/24	11/26/24	Buy	30,000,000.000	CREDIT AGRICOLE CP MAT 11/27/24 Cpn 22533TLT1		(29,996,200.00)		0.00	0.00	(29,996,200.00)
11/19/24	11/26/24	Buy	548,000.000	COPAR 2024-1 A2A CAR MAT 10/15/27 Cpn 4.61 14043NAB5		(547,976.93)		0.00	0.00	(547,976.93)
11/19/24	11/26/24	Buy	6,652,000.000	COPAR 2024-1 A2A CAR MAT 10/15/27 Cpn 4.61 14043NAB5		(6,651,719.95)		0.00	0.00	(6,651,719.95)
11/26/24	11/26/24	Buy	50,000,000.000	FHLB DISCOUNT NOTE MAT 11/27/24 Cpn 313384R27		(49,993,791.67)		0.00	0.00	(49,993,791.67)
11/26/24	11/26/24	Buy	50,000,000.000	FHLB DISCOUNT NOTE MAT 11/27/24 Cpn 313384R27		(49,993,791.67)		0.00	0.00	(49,993,791.67)
11/26/24	11/26/24	Buy	50,000,000.000	FHLB DISCOUNT NOTE MAT 11/27/24 Cpn 313384R27		(49,993,791.67)		0.00	0.00	(49,993,791.67)
11/26/24	11/26/24	Buy	50,000,000.000	FHLB DISCOUNT NOTE MAT 11/27/24 Cpn 313384R27		(49,993,791.67)		0.00	0.00	(49,993,791.67)
11/19/24	11/26/24	Buy	8,700,000.000	GFORT 2024-3A A2 FLOOR 144A MAT 11/15/28 Cpn 5.20 361886DL5		(8,700,000.00)		0.00	0.00	(8,700,000.00)
11/19/24	11/26/24	Buy	6,900,000.000	VALET 2024-1 A2A CAR MAT 11/22/27 Cpn 4.65 92868RAB4		(6,899,889.60)		0.00	0.00	(6,899,889.60)
11/26/24	11/27/24	Buy	984,331.420	CHAOT 2022-AA A3 CAR 144A MAT 06/25/27 Cpn 3.98 16144JAC5		(980,178.77)	(217.65)	0.00	0.00	(980,396.42)

TRANSACTIONS BY TYPE

Account Name: L.A. CARE HEALTH PLAN

11/01/2024
through 11/30/2024

Tr Date	St Date	Transaction Type	Units	Description	Proceeds / (Cost)	Accrued Interest (Purch) or Sold	G/L < 1 Yr Amort Cost	G/L > 1 Yr Amort Cost	Total Amount
11/27/24	11/27/24	Buy	34,577,000.000	FHLB DISCOUNT NOTE MAT 11/29/24 Cpn 313384R43	(34,568,394.17)		0.00	0.00	(34,568,394.17)
11/27/24	11/27/24	Buy	50,000,000.000	FHLB DISCOUNT NOTE MAT 11/29/24 Cpn 313384R43	(49,987,555.56)		0.00	0.00	(49,987,555.56)
11/27/24	11/27/24	Buy	8,800,000.000	FHLB DISCOUNT NOTE MAT 11/29/24 Cpn 313384R43	(8,797,809.78)		0.00	0.00	(8,797,809.78)
11/27/24	11/27/24	Buy	50,000,000.000	FHLB DISCOUNT NOTE MAT 11/29/24 Cpn 313384R43	(49,987,555.56)		0.00	0.00	(49,987,555.56)
11/29/24	11/29/24	Buy	50,000,000.000	U.S. TREASURY BILL MAT 01/09/25 Cpn 912797LX3	(49,744,661.11)		0.00	0.00	(49,744,661.11)
11/29/24	11/29/24	Buy	45,000,000.000	U.S. TREASURY BILL MAT 01/21/25 Cpn 912797MY0	(44,704,965.56)		0.00	0.00	(44,704,965.56)
11/29/24	11/29/24	Buy	48,515,000.000	FHLB DISCOUNT NOTE MAT 01/02/25 Cpn 313385AB2	(48,308,811.25)		0.00	0.00	(48,308,811.25)
			<u>4,524,801,882.620</u>		<u>(4,522,195,115.20)</u>	<u>(213,384.56)</u>	<u>0.00</u>	<u>0.00</u>	<u>(4,522,408,499.76)</u>
11/07/24	11/07/24	Coupon		CCCIT 2023-A2 A2 CARD MAT 12/08/27 Cpn 5.29 17305EGX7		23,562.33	0.00	0.00	23,562.33
11/10/24	11/10/24	Coupon		CRVNA 2021-P2 A4 CAR MAT 01/10/27 Cpn 0.80 14687TAD9		1,481.63	0.00	0.00	1,481.63
11/10/24	11/10/24	Coupon		CRVNA 2021-P4 A3 CAR MAT 01/11/27 Cpn 1.31 14687KAC0		4,894.49	0.00	0.00	4,894.49
11/10/24	11/10/24	Coupon		CRVNA 2024-P1 A2 CAR 144A MAT 08/10/27 Cpn 5.50 14688NAB5		13,540.71	0.00	0.00	13,540.71
11/12/24	11/12/24	Coupon		INTER-AMERICAN DEV BANK FRN MAT 02/10/26 Cpn 5.32 4581X0DT2		139,127.00	0.00	0.00	139,127.00

TRANSACTIONS BY TYPE

Account Name: L.A. CARE HEALTH PLAN

11/01/2024
through 11/30/2024

Tr Date	St Date	Transaction Type	Units	Description	Proceeds / (Cost)	Accrued Interest (Purch) or Sold	G/L < 1 Yr Amort Cost	G/L > 1 Yr Amort Cost	Total Amount
11/12/24	11/12/24	Coupon		INTER-AMERICAN DEV BANK FRN MAT 02/10/26 Cpn 5.32 4581X0DT2		69,563.50	0.00	0.00	69,563.50
11/13/24	11/13/24	Coupon		MMAF 2024-A A2 EQP 144A MAT 09/13/27 Cpn 5.20 55318CAB0		9,696.34	0.00	0.00	9,696.34
11/14/24	11/14/24	Coupon		CCG 2024-1 A1 EQP 144A MAT 08/14/25 Cpn 5.41 12515PAA5		12,350.82	0.00	0.00	12,350.82
11/15/24	11/15/24	Coupon		ALLYA 2024-2 A2 CAR MAT 07/15/27 Cpn 4.46 02007NAB4		13,751.67	0.00	0.00	13,751.67
11/15/24	11/15/24	Coupon		BAAT 2023-1A A2 CAR 144A MAT 05/15/26 Cpn 5.83 06428AAB4		6,878.64	0.00	0.00	6,878.64
11/15/24	11/15/24	Coupon		CARMX 2021-3 A3 CAR MAT 06/15/26 Cpn 0.55 14317DAC4		719.56	0.00	0.00	719.56
11/15/24	11/15/24	Coupon		CARMX 2022-3 A3 CAR MAT 04/15/27 Cpn 3.97 14318MAD1		9,384.74	0.00	0.00	9,384.74
11/15/24	11/15/24	Coupon		CARMX 2022-3 A3 CAR MAT 04/15/27 Cpn 3.97 14318MAD1		22,183.17	0.00	0.00	22,183.17
11/15/24	11/15/24	Coupon		CARMX 2023-1 A3 CAR MAT 10/15/27 Cpn 4.75 14318DAC3		25,600.77	0.00	0.00	25,600.77
11/15/24	11/15/24	Coupon		CARMX 2024-A2A CAR MAT 03/15/27 Cpn 5.30 14318WAB3		4,064.93	0.00	0.00	4,064.93
11/15/24	11/15/24	Coupon		CARMX 2024-A2A CAR MAT 03/15/27 Cpn 5.30 14318WAB3		3,387.44	0.00	0.00	3,387.44
11/15/24	11/15/24	Coupon		CARMX 2024-2 A2A CAR MAT 05/17/27 Cpn 5.65 14319EAC0		19,775.00	0.00	0.00	19,775.00
11/15/24	11/15/24	Coupon		CNH 2022-B A3 EQP MAT 08/16/27 Cpn 3.89 12663JAC5		10,049.32	0.00	0.00	10,049.32

TRANSACTIONS BY TYPE

Account Name: L.A. CARE HEALTH PLAN

11/01/2024
through 11/30/2024

Tr Date	St Date	Transaction Type	Units	Description	Proceeds / (Cost)	Accrued Interest (Purch) or Sold	G/L < 1 Yr Amort Cost	G/L > 1 Yr Amort Cost	Total Amount
11/15/24	11/15/24	Coupon		CNH 2022-B A3 EQP MAT 08/16/27 Cpn 3.89 12663JAC5		812.97	0.00	0.00	812.97
11/15/24	11/15/24	Coupon		DTRT 2024-1 A2 EQP MAT 04/15/26 Cpn 5.60 233874AB2		15,524.98	0.00	0.00	15,524.98
11/15/24	11/15/24	Coupon		FORDF 2024-1 A2 FLOORPLAN 144 MAT 04/15/29 Cpn 5.56 34528QJB1		49,598.36	0.00	0.00	49,598.36
11/15/24	11/15/24	Coupon		FORDL 2023-B A3 LEASE MAT 10/15/26 Cpn 5.91 34529NAD2		51,756.83	0.00	0.00	51,756.83
11/15/24	11/15/24	Coupon		FORDO 2023-A A3 CAR MAT 02/15/28 Cpn 4.65 344928AD8		28,531.63	0.00	0.00	28,531.63
11/15/24	11/15/24	Coupon		GALC 2022-1 A3 EQP 144A MAT 09/15/26 Cpn 5.08 39154TBW7		21,166.67	0.00	0.00	21,166.67
11/15/24	11/15/24	Coupon		GALC 2024-1 A2 EQP 144A MAT 08/17/26 Cpn 5.32 39154TCH9		11,083.33	0.00	0.00	11,083.33
11/15/24	11/15/24	Coupon		GALC 2024-2 A2 EQP 144A MAT 03/15/27 Cpn 5.28 39154GAB2		8,800.00	0.00	0.00	8,800.00
11/15/24	11/15/24	Coupon		GFORT 2024-1A A2 FLOORPLAN 14 MAT 03/15/29 Cpn 5.56 361886DB7		6,943.77	0.00	0.00	6,943.77
11/15/24	11/15/24	Coupon		HALST 2023-B A3 LEASE 144A MAT 06/15/26 Cpn 5.15 448980AD4		36,479.17	0.00	0.00	36,479.17
11/15/24	11/15/24	Coupon		HALST 2024-A A2A LEASE 144A MAT 06/15/26 Cpn 5.15 448988AB1		6,926.79	0.00	0.00	6,926.79
11/15/24	11/15/24	Coupon		HALST 2024-B A2B LEASE 144A MAT 10/15/26 Cpn 5.26 44934FAC9		35,924.30	0.00	0.00	35,924.30
11/15/24	11/15/24	Coupon		HAROT 2023-2 A2 CAR MAT 04/15/26 Cpn 5.41 437927AB2		10,416.67	0.00	0.00	10,416.67

TRANSACTIONS BY TYPE

Account Name: L.A. CARE HEALTH PLAN

11/01/2024
through 11/30/2024

Tr Date	St Date	Transaction Type	Units	Description	Proceeds / (Cost)	Accrued Interest (Purch) or Sold	G/L < 1 Yr Amort Cost	G/L > 1 Yr Amort Cost	Total Amount
11/15/24	11/15/24	Coupon		HAROT 2024-4 A2 CAR MAT 03/15/27 Cpn 4.56 43816DAB1		3,990.00	0.00	0.00	3,990.00
11/15/24	11/15/24	Coupon		HART 2021-C A3 CAR MAT 05/15/26 Cpn 0.74 44935FAD6		566.87	0.00	0.00	566.87
11/15/24	11/15/24	Coupon		HART 2023-A A2A CAR MAT 12/15/25 Cpn 5.19 448979AB0		336.53	0.00	0.00	336.53
11/15/24	11/15/24	Coupon		HART 2023-B A2A CAR MAT 05/15/26 Cpn 5.77 44933XAB3		6,236.00	0.00	0.00	6,236.00
11/15/24	11/15/24	Coupon		HART 2023-C A2A CAR MAT 01/15/27 Cpn 5.80 44918CAB8		6,223.33	0.00	0.00	6,223.33
11/15/24	11/15/24	Coupon		HART 20024-A A2A CAR MAT 04/15/27 Cpn 5.29 448973AB3		15,056.96	0.00	0.00	15,056.96
11/15/24	11/15/24	Coupon		INTER-AMERICAN DEV BANK FRN MAT 02/15/29 Cpn 4.91 4581X0EC8		281,245.18	0.00	0.00	281,245.18
11/15/24	11/15/24	Coupon		LADAR 2024-2A A2 CAR 144A MAT 03/15/27 Cpn 5.70 505920AB4		34,380.19	0.00	0.00	34,380.19
11/15/24	11/15/24	Coupon		LADAR 2024-1A A2 CAR 144A MAT 11/16/26 Cpn 5.44 501689AB9		8,259.23	0.00	0.00	8,259.23
11/15/24	11/15/24	Coupon		MBALT 2024-A A2B LEASE MAT 02/16/27 Cpn 5.22 58770JAC8		13,982.91	0.00	0.00	13,982.91
11/15/24	11/15/24	Coupon		NAROT 2023-A A3 CAR MAT 11/15/27 Cpn 4.91 65480WAD3		15,924.77	0.00	0.00	15,924.77
11/15/24	11/15/24	Coupon		NAROT 2023-A A3 CAR MAT 11/15/27 Cpn 4.91 65480WAD3		13,559.78	0.00	0.00	13,559.78
11/15/24	11/15/24	Coupon		NAROT 2023-A A3 CAR MAT 11/15/27 Cpn 4.91 65480WAD3		5,327.35	0.00	0.00	5,327.35

TRANSACTIONS BY TYPE

Account Name: L.A. CARE HEALTH PLAN

11/01/2024
through 11/30/2024

Tr Date	St Date	Transaction Type	Units	Description	Proceeds / (Cost)	Accrued Interest (Purch) or Sold	G/L < 1 Yr Amort Cost	G/L > 1 Yr Amort Cost	Total Amount
11/15/24	11/15/24	Coupon		PFSFC 2024-E A INS 144A MAT 07/15/28 Cpn 5.66 69335PFL4		66,172.56	0.00	0.00	66,172.56
11/15/24	11/15/24	Coupon		TAOT 2023-D A2A CAR MAT 11/16/26 Cpn 5.80 89239FAB8		12,228.75	0.00	0.00	12,228.75
11/15/24	11/15/24	Coupon		WLAKE 2023-P1 A2 CAR 144A MAT 02/16/27 Cpn 5.89 96042UAB7		15,613.93	0.00	0.00	15,613.93
11/15/24	11/15/24	Coupon		WOART 2022-C A3 CAR MAT 10/15/27 Cpn 3.66 98163TAD5		26,733.93	0.00	0.00	26,733.93
11/15/24	11/15/24	Coupon		WOART 2023-A A2A CAR MAT 07/15/26 Cpn 5.18 98164JAB0		2,240.52	0.00	0.00	2,240.52
11/15/24	11/15/24	Coupon		WOART 2023-A A3 CAR MAT 05/15/28 Cpn 4.83 98164JAD6		11,889.85	0.00	0.00	11,889.85
11/15/24	11/15/24	Coupon		WOART 2023-A A3 CAR MAT 05/15/28 Cpn 4.83 98164JAD6		2,048.73	0.00	0.00	2,048.73
11/16/24	11/16/24	Coupon		GMCAR 2021-4 A3 CAR MAT 09/16/26 Cpn 0.68 362554AC1		808.52	0.00	0.00	808.52
11/16/24	11/16/24	Coupon		GMCAR 2023-2 A2A CAR MAT 05/18/26 Cpn 5.10 362583AB2		792.00	0.00	0.00	792.00
11/16/24	11/16/24	Coupon		GMCAR 2023-2 A2A CAR MAT 05/18/26 Cpn 5.10 362583AB2		249.48	0.00	0.00	249.48
11/16/24	11/16/24	Coupon		GMCAR 2023-3 A2A CAR MAT 09/16/26 Cpn 5.74 36267KAB3		5,044.18	0.00	0.00	5,044.18
11/16/24	11/16/24	Coupon		GMCAR 2024-2 A2A CAR MAT 03/16/27 Cpn 5.33 379931AB4		34,969.43	0.00	0.00	34,969.43
11/18/24	11/18/24	Coupon		GMCAR 2024-1 A2B CAR MAT 02/16/27 Cpn 5.20 36268GAC9		4,684.81	0.00	0.00	4,684.81

TRANSACTIONS BY TYPE

Account Name: L.A. CARE HEALTH PLAN

11/01/2024
through 11/30/2024

Tr Date	St Date	Transaction Type	Units	Description	Proceeds / (Cost)	Accrued Interest (Purch) or Sold	G/L < 1 Yr Amort Cost	G/L > 1 Yr Amort Cost	Total Amount
11/20/24	11/20/24	Coupon		DLLAD 2024-1A A1 EQP 144A MAT 05/20/25 Cpn 5.54 23346MAA4		5,764.42	0.00	0.00	5,764.42
11/20/24	11/20/24	Coupon		DLLAD 2024-1A A2 EQP 144A MAT 08/20/27 Cpn 5.50 23346MAB2		27,041.67	0.00	0.00	27,041.67
11/20/24	11/20/24	Coupon		DLLMT 2024-1A A1 144A MAT 08/20/25 Cpn 5.35 23347AAA9		11,456.57	0.00	0.00	11,456.57
11/20/24	11/20/24	Coupon		DLLST 2024-1A A2 EQP 144A MAT 01/20/26 Cpn 5.33 23346HAB3		3,265.63	0.00	0.00	3,265.63
11/20/24	11/20/24	Coupon		EFF 2023-1 A2 FLEET 144A MAT 01/22/29 Cpn 5.51 29375CAB5		33,793.06	0.00	0.00	33,793.06
11/20/24	11/20/24	Coupon		EFF 2024-2 A1 FLEET 144A MAT 05/20/25 Cpn 5.61 29375RAA4		9,735.61	0.00	0.00	9,735.61
11/20/24	11/20/24	Coupon		EFF 2024-2 A2 FLEET 144A MAT 12/20/26 Cpn 5.74 29375RAB2		4,783.33	0.00	0.00	4,783.33
11/20/24	11/20/24	Coupon		EFF 2024-3 A1 FLEET 144A MAT 07/21/25 Cpn 5.49 29375QAA6		7,744.20	0.00	0.00	7,744.20
11/20/24	11/20/24	Coupon		EFF 2024-3 A2 FLEET 144A MAT 04/20/27 Cpn 5.31 29375QAB4		26,107.50	0.00	0.00	26,107.50
11/20/24	11/20/24	Coupon		GMALT 2023-2 A3 LEASE MAT 07/20/26 Cpn 5.05 362548AD1		42,083.33	0.00	0.00	42,083.33
11/20/24	11/20/24	Coupon		GMALT 2024-1 A2A LEASE MAT 06/22/26 Cpn 5.18 36269FAB2		8,554.11	0.00	0.00	8,554.11
11/20/24	11/20/24	Coupon		GMALT 2024-2 A2A LEASE MAT 09/21/26 Cpn 5.43 36269WAB5		17,122.44	0.00	0.00	17,122.44
11/20/24	11/20/24	Coupon		PILOT 2024-2A A2B LEASE 144A MAT 12/21/26 Cpn 5.19 73328NAC5		17,894.45	0.00	0.00	17,894.45

TRANSACTIONS BY TYPE

Account Name: L.A. CARE HEALTH PLAN

11/01/2024
through 11/30/2024

Tr Date	St Date	Transaction Type	Units	Description	Proceeds / (Cost)	Accrued Interest (Purch) or Sold	G/L < 1 Yr Amort Cost	G/L > 1 Yr Amort Cost	Total Amount
11/20/24	11/20/24	Coupon		SBALT 2023-A A3 LEASE 144A MAT 04/20/27 Cpn 6.51 78436TAC0		56,344.05	0.00	0.00	56,344.05
11/20/24	11/20/24	Coupon		SBALT 2024-A A2 LEASE 144A MAT 01/20/26 Cpn 5.45 78414SAC8		13,274.10	0.00	0.00	13,274.10
11/20/24	11/20/24	Coupon		SBALT 2024-B A2 LEASE 144A MAT 11/20/26 Cpn 5.67 78437VAC4		22,588.34	0.00	0.00	22,588.34
11/20/24	11/20/24	Coupon		SFAST 2024-1A A2 CAR 144A MAT 06/21/27 Cpn 5.35 78435VAB8		8,257.66	0.00	0.00	8,257.66
11/20/24	11/20/24	Coupon		TESLA 2024-A A2A LEASE 144A MAT 06/22/26 Cpn 5.37 88166VAB2		1,772.37	0.00	0.00	1,772.37
11/20/24	11/20/24	Coupon		TESLA 2024-B A2A LEASE 144A MAT 01/20/27 Cpn 4.79 881934AB9		17,643.17	0.00	0.00	17,643.17
11/20/24	11/20/24	Coupon		TEVT 2023-1 A2B CAR 144A MAT 12/21/26 Cpn 5.28 881943AC8		17,346.41	0.00	0.00	17,346.41
11/20/24	11/20/24	Coupon		VALET 2023-1 A2A CAR MAT 12/21/26 Cpn 5.50 92867WAB4		2,836.50	0.00	0.00	2,836.50
11/20/24	11/20/24	Coupon		VWALT 2024-A A2A LEASE MAT 12/21/26 Cpn 5.40 92866EAB5		12,600.00	0.00	0.00	12,600.00
11/20/24	11/20/24	Coupon		VZMT 2022-6 A PHONE MAT 01/22/29 Cpn 3.67 92348KAZ6		30,583.33	0.00	0.00	30,583.33
11/20/24	11/20/24	Coupon		VZMT 2024-1 A1B PHONE MAT 12/20/28 Cpn 5.46 92348KCM3		8,934.34	0.00	0.00	8,934.34
11/21/24	11/21/24	Coupon		HAROT 2024-3 A2 CAR MAT 02/22/27 Cpn 4.89 43813YAB8		7,131.25	0.00	0.00	7,131.25
11/21/24	11/21/24	Coupon		SVENSKA HANDELSBANKEN NY Y MAT 02/21/25 Cpn 4.83 86959TEL6		61,760.11	0.00	0.00	61,760.11

TRANSACTIONS BY TYPE

Account Name: L.A. CARE HEALTH PLAN

11/01/2024
through 11/30/2024

Tr Date	St Date	Transaction Type	Units	Description	Proceeds / (Cost)	Accrued Interest (Purch) or Sold	G/L < 1 Yr Amort Cost	G/L > 1 Yr Amort Cost	Total Amount
11/22/24	11/22/24	Coupon		DEFT 2023-2 A3 EQP 144A MAT 01/22/29 Cpn 5.65 24703GAC8		10,452.50	0.00	0.00	10,452.50
11/22/24	11/22/24	Coupon		DEFT 2023-2 A3 EQP 144A MAT 01/22/29 Cpn 5.65 24703GAC8		24,012.50	0.00	0.00	24,012.50
11/25/24	11/25/24	Coupon		BANK OF MONTREAL CHICAGO YC MAT 05/23/25 Cpn 4.83 06367DLQ6		187,895.83	0.00	0.00	187,895.83
11/25/24	11/25/24	Coupon		BMWLT 2024-1 A2A LEASE MAT 07/27/26 Cpn 5.10 05611UAB9		9,993.51	0.00	0.00	9,993.51
11/25/24	11/25/24	Coupon		BMWLT 2024-2 A2B LEASE MAT 01/25/27 Cpn 5.15 05613MAC3		26,535.27	0.00	0.00	26,535.27
11/25/24	11/25/24	Coupon		BMWOT 2023-A A2A CAR MAT 04/27/26 Cpn 5.72 05592XAB6		7,147.23	0.00	0.00	7,147.23
11/25/24	11/25/24	Coupon		CHAOT 2024-1A A2 CAR 144A MAT 04/26/27 Cpn 5.48 16144BAB4		8,776.94	0.00	0.00	8,776.94
11/25/24	11/25/24	Coupon		CHAOT 2024-4A A2 CAR 144A MAT 09/27/27 Cpn 5.25 16144YAB4		14,218.75	0.00	0.00	14,218.75
11/25/24	11/25/24	Coupon		CHAOT 2024-4A A2 CAR 144A MAT 09/27/27 Cpn 5.25 16144YAB4		35,000.00	0.00	0.00	35,000.00
11/25/24	11/25/24	Coupon		FHMS KF68 A ACMBS FRN MAT 07/25/26 Cpn 5.45 3137FPHF5		17,464.53	0.00	0.00	17,464.53
11/25/24	11/25/24	Coupon		FHMS KI07 A SOFRFRN MAT 09/25/26 Cpn 5.02 3137H3KA9		31,918.56	0.00	0.00	31,918.56
11/25/24	11/25/24	Coupon		FHMS KI08 A 1MOFRN CMBS MAT 10/25/26 Cpn 5.05 3137H4RC6		8,390.50	0.00	0.00	8,390.50
11/25/24	11/25/24	Coupon		FHMS KS09 A MAT 10/25/27 Cpn 5.21 3137FCK52		56,602.17	0.00	0.00	56,602.17

TRANSACTIONS BY TYPE

Account Name: L.A. CARE HEALTH PLAN

11/01/2024
through 11/30/2024

Tr Date	St Date	Transaction Type	Units	Description	Proceeds / (Cost)	Accrued Interest (Purch) or Sold	G/L < 1 Yr Amort Cost	G/L > 1 Yr Amort Cost	Total Amount
11/25/24	11/25/24	Coupon		FNA 2015-M6 FA MAT 01/25/26 Cpn 5.18 3136ANLN5		8,751.07	0.00	0.00	8,751.07
11/25/24	11/25/24	Coupon		INTL BANK RECON & DEVELOP SO MAT 02/23/27 Cpn 4.89 459058LD3		71,721.22	0.00	0.00	71,721.22
11/29/24	11/29/24	Coupon		CANADIAN IMPERIAL BANK YCD FR MAT 05/29/25 Cpn 4.83 13606K7D2		61,891.67	0.00	0.00	61,891.67
						<u>2,319,733.52</u>	<u>0.00</u>	<u>0.00</u>	<u>2,319,733.52</u>
11/01/24	11/01/24	Income	(2,602.650)	ADJ NET INT MAT Cpn USD		(2,602.65)	0.00	0.00	(2,602.65)
11/01/24	11/01/24	Income	742,741.910	STIF INT MAT Cpn USD		742,741.91	0.00	0.00	742,741.91
			<u>740,139.260</u>			<u>740,139.26</u>	<u>0.00</u>	<u>0.00</u>	<u>740,139.26</u>
11/13/24	11/13/24	Contributn	830,000,000.000	NM MAT Cpn USD	830,000,000.00		0.00	0.00	830,000,000.00
11/04/24	11/04/24	Sell Long	50,000,000.000	U.S. TREASURY BILL MAT 01/07/25 Cpn 912797MW4	49,243,613.89	361,319.44	25,377.78	0.00	49,604,933.33
11/04/24	11/04/24	Sell Long	2,000,000.000	U.S. TREASURY BILL MAT 01/07/25 Cpn 912797MW4	1,969,744.55	14,452.78	1,015.11	0.00	1,984,197.33
11/04/24	11/04/24	Sell Long	25,000,000.000	U.S. TREASURY BILL MAT 11/05/24 Cpn 912797MA2	24,807,552.09	189,157.98	149.31	0.00	24,996,710.07
11/04/24	11/04/24	Sell Long	25,000,000.000	U.S. TREASURY BILL MAT 11/05/24 Cpn 912797MA2	24,807,552.09	189,157.98	149.31	0.00	24,996,710.07

TRANSACTIONS BY TYPE

Account Name: L.A. CARE HEALTH PLAN

11/01/2024
through 11/30/2024

Tr Date	St Date	Transaction Type	Units	Description		Proceeds / (Cost)	Accrued Interest (Purch) or Sold	G/L < 1 Yr Amort Cost	G/L > 1 Yr Amort Cost	Total Amount
11/04/24	11/04/24	Sell Long	25,000,000.000	U.S. TREASURY BILL MAT 11/05/24 Cpn 912797MA2		24,807,552.09	189,157.98	149.31	0.00	24,996,710.07
11/04/24	11/04/24	Sell Long	25,000,000.000	U.S. TREASURY BILL MAT 11/07/24 Cpn 912797LC9		24,679,349.45	310,780.55	724.79	0.00	24,990,130.00
11/04/24	11/04/24	Sell Long	25,000,000.000	U.S. TREASURY BILL MAT 11/07/24 Cpn 912797LC9		24,679,349.45	310,780.55	724.79	0.00	24,990,130.00
11/04/24	11/04/24	Sell Long	25,000,000.000	U.S. TREASURY BILL MAT 11/07/24 Cpn 912797LC9		24,679,349.45	310,780.55	724.79	0.00	24,990,130.00
11/04/24	11/04/24	Sell Long	45,000,000.000	U.S. TREASURY BILL MAT 11/21/24 Cpn 912797LE5		43,890,067.50	1,012,650.00	12,367.50	0.00	44,902,717.50
11/04/24	11/04/24	Sell Long	50,000,000.000	U.S. TREASURY BILL MAT 11/21/24 Cpn 912797LE5		48,766,741.67	1,125,166.67	13,741.66	0.00	49,891,908.33
11/04/24	11/04/24	Sell Long	45,000,000.000	U.S. TREASURY BILL MAT 12/10/24 Cpn 912797MN4		44,278,030.00	516,882.50	19,102.50	0.00	44,794,912.50
11/06/24	11/06/24	Sell Long	8,000,000.000	U.S. TREASURY BILL MAT 11/07/24 Cpn 912797LC9		7,897,260.56	101,710.00	100.67	0.00	7,998,970.56
11/06/24	11/07/24	Sell Long	20,690,000.000	INTL BANK RECON & DEVELOP FR MAT 09/18/25 Cpn 5.22 459058JJ3		20,720,207.40	150,795.62	(2,043.40)	0.00	20,871,003.02
11/19/24	11/19/24	Sell Long	6,500,000.000	U.S. TREASURY BILL MAT 11/21/24 Cpn 912797LE5		6,493,668.15	4,756.32	9.91	0.00	6,498,424.47
			<u>377,190,000.000</u>			<u>371,720,038.33</u>	<u>4,787,548.92</u>	<u>72,294.04</u>	<u>0.00</u>	<u>376,507,587.25</u>
11/10/24	11/10/24	Pay Princpl	189,668.081	CRVNA 2021-P2 A4 CAR MAT 01/10/27 Cpn 0.80 14687TAD9		189,668.08		5,547.06	0.00	189,668.08
11/10/24	11/10/24	Pay Princpl	581,672.590	CRVNA 2021-P4 A3 CAR MAT 01/11/27 Cpn 1.31 14687KACO		581,672.59		9,108.30	0.00	581,672.59

TRANSACTIONS BY TYPE

Account Name: L.A. CARE HEALTH PLAN

11/01/2024
through 11/30/2024

Tr Date	St Date	Transaction Type	Units	Description	Proceeds / (Cost)	Accrued Interest (Purch) or Sold	G/L < 1 Yr Amort Cost	G/L > 1 Yr Amort Cost	Total Amount
11/10/24	11/10/24	Pay Princpl	305,539.166	CRVNA 2024-P1 A2 CAR 144A MAT 08/10/27 Cpn 5.50 14688NAB5	305,539.17		11.08	0.00	305,539.17
11/13/24	11/13/24	Pay Princpl	170,071.669	MMAF 2024-A A2 EQP 144A MAT 09/13/27 Cpn 5.20 55318CAB0	170,071.67		0.32	0.00	170,071.67
11/14/24	11/14/24	Pay Princpl	437,294.670	CCG 2024-1 A1 EQP 144A MAT 08/14/25 Cpn 5.41 12515PAA5	437,294.67		(0.00)	0.00	437,294.67
11/15/24	11/15/24	Pay Princpl	344,574.756	BAAT 2023-1A A2 CAR 144A MAT 05/15/26 Cpn 5.83 06428AAB4	344,574.76		0.00	3.81	344,574.76
11/15/24	11/15/24	Pay Princpl	257,184.543	CARMX 2021-3 A3 CAR MAT 06/15/26 Cpn 0.55 14317DAC4	257,184.54		0.00	2,945.19	257,184.54
11/15/24	11/15/24	Pay Princpl	206,244.784	CARMX 2022-3 A3 CAR MAT 04/15/27 Cpn 3.97 14318MAD1	206,244.78		1,992.84	0.00	206,244.78
11/15/24	11/15/24	Pay Princpl	487,511.107	CARMX 2022-3 A3 CAR MAT 04/15/27 Cpn 3.97 14318MAD1	487,511.11		4,391.62	0.00	487,511.11
11/15/24	11/15/24	Pay Princpl	389,116.745	CARMX 2023-1 A3 CAR MAT 10/15/27 Cpn 4.75 14318DAC3	389,116.74		2,812.04	0.00	389,116.74
11/15/24	11/15/24	Pay Princpl	87,358.755	CARMX 2024-A2A CAR MAT 03/15/27 Cpn 5.30 14318WAB3	87,358.75		2.21	0.00	87,358.75
11/15/24	11/15/24	Pay Princpl	72,798.962	CARMX 2024-A2A CAR MAT 03/15/27 Cpn 5.30 14318WAB3	72,798.96		182.57	0.00	72,798.96
11/15/24	11/15/24	Pay Princpl	236,182.939	CARMX 2024-2 A2A CAR MAT 05/17/27 Cpn 5.65 14319EAC0	236,182.94		7.04	0.00	236,182.94
11/15/24	11/15/24	Pay Princpl	88,811.329	CNH 2022-B A3 EQP MAT 08/16/27 Cpn 3.89 12663JAC5	88,811.33		559.31	0.00	88,811.33
11/15/24	11/15/24	Pay Princpl	7,184.633	CNH 2022-B A3 EQP MAT 08/16/27 Cpn 3.89 12663JAC5	7,184.63		47.45	0.00	7,184.63

TRANSACTIONS BY TYPE

Account Name: L.A. CARE HEALTH PLAN

11/01/2024
through 11/30/2024

Tr Date	St Date	Transaction Type	Units	Description	Proceeds / (Cost)	Accrued Interest (Purch) or Sold	G/L < 1 Yr Amort Cost	G/L > 1 Yr Amort Cost	Total Amount
11/15/24	11/15/24	Pay Princpl	343,936.562	DTRT 2024-1 A2 EQP MAT 04/15/26 Cpn 5.60 233874AB2	343,936.56		5.16	0.00	343,936.56
11/15/24	11/15/24	Pay Princpl	333,272.804	GALC 2022-1 A3 EQP 144A MAT 09/15/26 Cpn 5.08 39154TBW7	333,272.80		951.29	0.00	333,272.80
11/15/24	11/15/24	Pay Princpl	5,107.462	GALC 2024-1 A2 EQP 144A MAT 08/17/26 Cpn 5.32 39154TCH9	5,107.46		0.29	0.00	5,107.46
11/15/24	11/15/24	Pay Princpl	39,439.953	HALST 2023-B A3 LEASE 144A MAT 06/15/26 Cpn 5.15 448980AD4	39,439.95		(60.15)	0.00	39,439.95
11/15/24	11/15/24	Pay Princpl	103,608.677	HALST 2024-A A2A LEASE 144A MAT 06/15/26 Cpn 5.15 448988AB1	103,608.68		0.17	0.00	103,608.68
11/15/24	11/15/24	Pay Princpl	454,845.666	HALST 2024-B A2B LEASE 144A MAT 10/15/26 Cpn 5.26 44934FAC9	454,845.67		0.00	0.00	454,845.67
11/15/24	11/15/24	Pay Princpl	387,588.610	HAROT 2023-2 A2 CAR MAT 04/15/26 Cpn 5.41 437927AB2	387,588.61		0.00	6.59	387,588.61
11/15/24	11/15/24	Pay Princpl	214,021.170	HART 2021-C A3 CAR MAT 05/15/26 Cpn 0.74 44935FAD6	214,021.17		0.00	1,998.63	214,021.17
11/15/24	11/15/24	Pay Princpl	66,369.635	HART 2023-A A2A CAR MAT 12/15/25 Cpn 5.19 448979AB0	66,369.63		0.00	18.29	66,369.63
11/15/24	11/15/24	Pay Princpl	226,663.681	HART 2023-B A2A CAR MAT 05/15/26 Cpn 5.77 44933XAB3	226,663.68		0.00	1.36	226,663.68
11/15/24	11/15/24	Pay Princpl	133,146.557	HART 2023-C A2A CAR MAT 01/15/27 Cpn 5.80 44918CAB8	133,146.56		0.00	3.11	133,146.56
11/15/24	11/15/24	Pay Princpl	269,357.875	HART 20024-A A2A CAR MAT 04/15/27 Cpn 5.29 448973AB3	269,357.88		2.12	0.00	269,357.88
11/15/24	11/15/24	Pay Princpl	890,625.192	LADAR 2024-2A A2 CAR 144A MAT 03/15/27 Cpn 5.70 505920AB4	890,625.19		35.89	0.00	890,625.19

TRANSACTIONS BY TYPE

Account Name: L.A. CARE HEALTH PLAN

11/01/2024
through 11/30/2024

Tr Date	St Date	Transaction Type	Units	Description	Proceeds / (Cost)	Accrued Interest (Purch) or Sold	G/L < 1 Yr Amort Cost	G/L > 1 Yr Amort Cost	Total Amount
11/15/24	11/15/24	Pay Princpl	332,213.267	LADAR 2024-1A A2 CAR 144A MAT 11/16/26 Cpn 5.44 501689AB9	332,213.27		7.56	0.00	332,213.27
11/15/24	11/15/24	Pay Princpl	259,376.031	TAOT 2023-D A2A CAR MAT 11/16/26 Cpn 5.80 89239FAB8	259,376.03		0.00	1.95	259,376.03
11/15/24	11/15/24	Pay Princpl	289,428.082	WLAKE 2023-P1 A2 CAR 144A MAT 02/16/27 Cpn 5.89 96042UAB7	289,428.08		(291.25)	0.00	289,428.08
11/15/24	11/15/24	Pay Princpl	635,752.683	WOART 2022-C A3 CAR MAT 10/15/27 Cpn 3.66 98163TAD5	635,752.68		7,728.69	0.00	635,752.68
11/15/24	11/15/24	Pay Princpl	297,397.048	WOART 2023-A A2A CAR MAT 07/15/26 Cpn 5.18 98164JAB0	297,397.05		0.00	0.39	297,397.05
11/16/24	11/16/24	Pay Princpl	195,703.813	GMCAR 2021-4 A3 CAR MAT 09/16/26 Cpn 0.68 362554AC1	195,703.81		0.00	3,340.87	195,703.81
11/16/24	11/16/24	Pay Princpl	61,876.125	GMCAR 2023-2 A2A CAR MAT 05/18/26 Cpn 5.10 362583AB2	61,876.13		0.00	71.10	61,876.13
11/16/24	11/16/24	Pay Princpl	19,490.979	GMCAR 2023-2 A2A CAR MAT 05/18/26 Cpn 5.10 362583AB2	19,490.98		0.00	22.07	19,490.98
11/16/24	11/16/24	Pay Princpl	177,106.649	GMCAR 2023-3 A2A CAR MAT 09/16/26 Cpn 5.74 36267KAB3	177,106.65		0.00	1.07	177,106.65
11/16/24	11/16/24	Pay Princpl	705,919.489	GMCAR 2024-2 A2A CAR MAT 03/16/27 Cpn 5.33 379931AB4	705,919.49		32.10	0.00	705,919.49
11/18/24	11/18/24	Pay Princpl	95,878.888	GMCAR 2024-1 A2B CAR MAT 02/16/27 Cpn 5.20 36268GAC9	95,878.89		0.00	0.00	95,878.89
11/20/24	11/20/24	Pay Princpl	790,716.446	DLLAD 2024-1A A1 EQP 144A MAT 05/20/25 Cpn 5.54 23346MAA4	790,716.45		0.00	0.00	790,716.45
11/20/24	11/20/24	Pay Princpl	409,085.256	DLLMT 2024-1A A1 144A MAT 08/20/25 Cpn 5.35 23347AAA9	409,085.26		0.00	0.00	409,085.26

TRANSACTIONS BY TYPE

Account Name: L.A. CARE HEALTH PLAN

11/01/2024
through 11/30/2024

Tr Date	St Date	Transaction Type	Units	Description	Proceeds / (Cost)	Accrued Interest (Purch) or Sold	G/L < 1 Yr Amort Cost	G/L > 1 Yr Amort Cost	Total Amount
11/20/24	11/20/24	Pay Princpl	84,412.264	DLLST 2024-1A A2 EQP 144A MAT 01/20/26 Cpn 5.33 23346HAB3	84,412.26		0.14	0.00	84,412.26
11/20/24	11/20/24	Pay Princpl	510,243.662	EFF 2023-1 A2 FLEET 144A MAT 01/22/29 Cpn 5.51 29375CAB5	510,243.66		763.97	0.00	510,243.66
11/20/24	11/20/24	Pay Princpl	585,879.335	EFF 2024-2 A1 FLEET 144A MAT 05/20/25 Cpn 5.61 29375RAA4	585,879.34		0.00	0.00	585,879.34
11/20/24	11/20/24	Pay Princpl	347,381.396	EFF 2024-3 A1 FLEET 144A MAT 07/21/25 Cpn 5.49 29375QAA6	347,381.40		0.00	0.00	347,381.40
11/20/24	11/20/24	Pay Princpl	107,086.463	GMALT 2023-2 A3 LEASE MAT 07/20/26 Cpn 5.05 362548AD1	107,086.46		236.64	0.00	107,086.46
11/20/24	11/20/24	Pay Princpl	166,826.146	GMALT 2024-1 A2A LEASE MAT 06/22/26 Cpn 5.18 36269FAB2	166,826.15		10.25	0.00	166,826.15
11/20/24	11/20/24	Pay Princpl	234,596.771	GMALT 2024-2 A2A LEASE MAT 09/21/26 Cpn 5.43 36269WAB5	234,596.77		8.13	0.00	234,596.77
11/20/24	11/20/24	Pay Princpl	377,332.279	SBALT 2024-A A2 LEASE 144A MAT 01/20/26 Cpn 5.45 78414SAC8	377,332.28		10.79	0.00	377,332.28
11/20/24	11/20/24	Pay Princpl	394,790.502	SBALT 2024-B A2 LEASE 144A MAT 11/20/26 Cpn 5.67 78437VAC4	394,790.50		1.35	0.00	394,790.50
11/20/24	11/20/24	Pay Princpl	238,075.617	SFAST 2024-1A A2 CAR 144A MAT 06/21/27 Cpn 5.35 78435VAB8	238,075.62		8.44	0.00	238,075.62
11/20/24	11/20/24	Pay Princpl	43,966.611	TESLA 2024-A A2A LEASE 144A MAT 06/22/26 Cpn 5.37 88166VAB2	43,966.61		2.49	0.00	43,966.61
11/20/24	11/20/24	Pay Princpl	311,392.142	TEVT 2023-1 A2B CAR 144A MAT 12/21/26 Cpn 5.28 881943AC8	311,392.14		(0.00)	0.00	311,392.14
11/20/24	11/20/24	Pay Princpl	93,379.235	VALET 2023-1 A2A CAR MAT 12/21/26 Cpn 5.50 92867WAB4	93,379.23		0.00	1.53	93,379.23

TRANSACTIONS BY TYPE

Account Name: L.A. CARE HEALTH PLAN

11/01/2024
through 11/30/2024

Tr Date	St Date	Transaction Type	Units	Description	Proceeds / (Cost)	Accrued Interest (Purch) or Sold	G/L < 1 Yr Amort Cost	G/L > 1 Yr Amort Cost	Total Amount
11/20/24	11/20/24	Pay Princpl	121,609.424	VWALT 2024-A A2A LEASE MAT 12/21/26 Cpn 5.40 92866EAB5	121,609.42		2.63	0.00	121,609.42
11/25/24	11/25/24	Pay Princpl	237,382.099	BMWLT 2024-1 A2A LEASE MAT 07/27/26 Cpn 5.10 05611UAB9	237,382.10		2.89	0.00	237,382.10
11/25/24	11/25/24	Pay Princpl	384,793.929	BMWOT 2023-A A2A CAR MAT 04/27/26 Cpn 5.72 05592XAB6	384,793.93		0.00	0.00	384,793.93
11/25/24	11/25/24	Pay Princpl	197,649.401	CHAOT 2024-1A A2 CAR 144A MAT 04/26/27 Cpn 5.48 16144BAB4	197,649.40		10.84	0.00	197,649.40
11/25/24	11/25/24	Pay Princpl	2,656.512	FHMS KF68 A ACMBS FRN MAT 07/25/26 Cpn 5.45 3137FPHF5	2,656.51		(2.30)	0.00	2,656.51
11/25/24	11/25/24	Pay Princpl	24,567.476	FHMS KS09 A MAT 10/25/27 Cpn 5.21 3137FCK52	24,567.48		6.45	0.00	24,567.48
11/25/24	11/25/24	Pay Princpl	153,827.337	FNA 2015-M6 FA MAT 01/25/26 Cpn 5.18 3136ANLN5	153,827.34		35.07	0.00	153,827.34
			<u>16,216,991.928</u>		<u>16,216,991.93</u>		<u>34,171.55</u>	<u>8,415.94</u>	<u>16,216,991.93</u>
11/05/24	11/05/24	Mature Long	25,000,000.000	U.S. TREASURY BILL MAT 11/05/24 Cpn 912797MA2	24,807,402.78	192,597.22	0.00	0.00	25,000,000.00
11/05/24	11/05/24	Mature Long	50,000,000.000	U.S. TREASURY BILL MAT 11/05/24 Cpn 912797MA2	49,614,805.56	385,194.44	0.00	0.00	50,000,000.00
11/05/24	11/05/24	Mature Long	50,000,000.000	U.S. TREASURY BILL MAT 11/05/24 Cpn 912797MA2	49,829,577.22	170,422.78	0.00	0.00	50,000,000.00
11/05/24	11/05/24	Mature Long	50,000,000.000	U.S. TREASURY BILL MAT 11/05/24 Cpn 912797MA2	49,829,577.22	170,422.78	0.00	0.00	50,000,000.00
11/06/24	11/06/24	Mature Long	35,000,000.000	AUTOMATIC DATA CP 144A MAT 11/06/24 Cpn 0530A2L65	34,995,313.89	4,686.11	0.00	0.00	35,000,000.00

TRANSACTIONS BY TYPE

Account Name: L.A. CARE HEALTH PLAN

11/01/2024
through 11/30/2024

Tr Date	St Date	Transaction Type	Units	Description		Proceeds / (Cost)	Accrued Interest (Purch) or Sold	G/L < 1 Yr Amort Cost	G/L > 1 Yr Amort Cost	Total Amount
11/06/24	11/06/24	Mature Long	30,000,000.000	CUMMINS INC CP 144A MAT 11/06/24 Cpn	23102UL67	29,892,000.00	108,000.00	0.00	0.00	30,000,000.00
11/06/24	11/06/24	Mature Long	45,000,000.000	FHLB DISCOUNT NOTE MAT 11/06/24 Cpn	313384N54	44,665,875.00	334,125.00	0.00	0.00	45,000,000.00
11/06/24	11/06/24	Mature Long	50,000,000.000	FHLB DISCOUNT NOTE MAT 11/06/24 Cpn	313384N54	49,628,750.00	371,250.00	0.00	0.00	50,000,000.00
11/07/24	11/07/24	Mature Long	17,000,000.000	U.S. TREASURY BILL MAT 11/07/24 Cpn	912797LC9	16,781,464.77	218,535.23	0.00	0.00	17,000,000.00
11/07/24	11/07/24	Mature Long	9,500,000.000	U.S. TREASURY BILL MAT 11/07/24 Cpn	912797LC9	9,383,452.02	116,547.98	0.00	0.00	9,500,000.00
11/07/24	11/07/24	Mature Long	50,000,000.000	U.S. TREASURY BILL MAT 11/07/24 Cpn	912797LC9	49,386,589.58	613,410.42	0.00	0.00	50,000,000.00
11/07/24	11/07/24	Mature Long	20,000,000.000	FHLB DISCOUNT NOTE MAT 11/07/24 Cpn	313384N62	19,994,777.78	5,222.22	0.00	0.00	20,000,000.00
11/07/24	11/07/24	Mature Long	50,000,000.000	FHLB DISCOUNT NOTE MAT 11/07/24 Cpn	313384N62	49,986,944.44	13,055.56	0.00	0.00	50,000,000.00
11/07/24	11/07/24	Mature Long	10,000,000.000	FHLB DISCOUNT NOTE MAT 11/07/24 Cpn	313384N62	9,998,694.44	1,305.56	0.00	0.00	10,000,000.00
11/07/24	11/07/24	Mature Long	50,000,000.000	FHLB DISCOUNT NOTE MAT 11/07/24 Cpn	313384N62	49,993,472.22	6,527.78	0.00	0.00	50,000,000.00
11/07/24	11/07/24	Mature Long	50,000,000.000	FHLB DISCOUNT NOTE MAT 11/07/24 Cpn	313384N62	49,993,472.22	6,527.78	0.00	0.00	50,000,000.00
11/07/24	11/07/24	Mature Long	50,000,000.000	FHLB DISCOUNT NOTE MAT 11/07/24 Cpn	313384N62	49,993,472.22	6,527.78	0.00	0.00	50,000,000.00
11/08/24	11/08/24	Mature Long	50,000,000.000	FHLB DISCOUNT NOTE MAT 11/08/24 Cpn	313384N70	49,993,541.67	6,458.33	0.00	0.00	50,000,000.00

TRANSACTIONS BY TYPE

Account Name: L.A. CARE HEALTH PLAN

11/01/2024
through 11/30/2024

Tr Date	St Date	Transaction Type	Units	Description	Proceeds / (Cost)	Accrued Interest (Purch) or Sold	G/L < 1 Yr Amort Cost	G/L > 1 Yr Amort Cost	Total Amount
11/08/24	11/08/24	Mature Long	50,000,000.000	FHLB DISCOUNT NOTE MAT 11/08/24 Cpn 313384N70	49,993,541.67	6,458.33	0.00	0.00	50,000,000.00
11/08/24	11/08/24	Mature Long	20,100,000.000	FHLB DISCOUNT NOTE MAT 11/08/24 Cpn 313384N70	20,097,403.75	2,596.25	0.00	0.00	20,100,000.00
11/12/24	11/12/24	Mature Long	10,000,000.000	U.S. TREASURY BILL MAT 11/12/24 Cpn 912797MB0	9,963,117.78	36,882.22	0.00	0.00	10,000,000.00
11/12/24	11/12/24	Mature Long	30,000,000.000	CREDIT AGRICOLE CP MAT 11/12/24 Cpn 22533TLC8	29,972,700.00	27,300.00	0.00	0.00	30,000,000.00
11/12/24	11/12/24	Mature Long	25,000,000.000	HOME DEPOT CP 144A MAT 11/12/24 Cpn 43707LLC1	24,987,333.33	12,666.67	0.00	0.00	25,000,000.00
11/12/24	11/12/24	Mature Long	15,000,000.000	ILLINOIS TOOL WORKS CP 144A MAT 11/12/24 Cpn 4523ELLC7	14,992,450.00	7,550.00	0.00	0.00	15,000,000.00
11/12/24	11/12/24	Mature Long	10,000,000.000	NORTHW MUT SHR TERM FUN CP MAT 11/12/24 Cpn 66815ALC5	9,990,861.11	9,138.89	0.00	0.00	10,000,000.00
11/13/24	11/13/24	Mature Long	30,000,000.000	CATERPILLAR FIN CP MAT 11/13/24 Cpn 14912DLD9	29,968,866.67	31,133.33	0.00	0.00	30,000,000.00
11/13/24	11/13/24	Mature Long	14,290,000.000	FHLB DISCOUNT NOTE MAT 11/13/24 Cpn 313384P45	14,279,187.23	10,812.77	0.00	0.00	14,290,000.00
11/13/24	11/13/24	Mature Long	45,000,000.000	FHLB DISCOUNT NOTE MAT 11/13/24 Cpn 313384P45	44,994,375.00	5,625.00	0.00	0.00	45,000,000.00
11/13/24	11/13/24	Mature Long	50,000,000.000	FHLB DISCOUNT NOTE MAT 11/13/24 Cpn 313384P45	49,993,750.00	6,250.00	0.00	0.00	50,000,000.00
11/13/24	11/13/24	Mature Long	20,000,000.000	PACCAR FINANCIAL CP MAT 11/13/24 Cpn 69372ALD2	19,912,000.00	88,000.00	0.00	0.00	20,000,000.00
11/14/24	11/14/24	Mature Long	40,000,000.000	U.S. TREASURY BILL MAT 11/14/24 Cpn 912797LD7	39,995,155.56	4,844.44	0.00	0.00	40,000,000.00

TRANSACTIONS BY TYPE

Account Name: L.A. CARE HEALTH PLAN

11/01/2024
through 11/30/2024

Tr Date	St Date	Transaction Type	Units	Description		Proceeds / (Cost)	Accrued Interest (Purch) or Sold	G/L < 1 Yr Amort Cost	G/L > 1 Yr Amort Cost	Total Amount
11/14/24	11/14/24	Mature Long	50,000,000.000	U.S. TREASURY BILL MAT 11/14/24 Cpn	912797LD7	49,993,944.44	6,055.56	0.00	0.00	50,000,000.00
11/14/24	11/14/24	Mature Long	45,000,000.000	CREDIT AGRICOLE CP MAT 11/14/24 Cpn	22533TLE4	44,994,300.00	5,700.00	0.00	0.00	45,000,000.00
11/14/24	11/14/24	Mature Long	30,000,000.000	FAMC DISCOUNT NOTE MAT 11/14/24 Cpn	31315KP53	29,996,266.67	3,733.33	0.00	0.00	30,000,000.00
11/14/24	11/14/24	Mature Long	1,837,000.000	FHLB DISCOUNT NOTE MAT 11/14/24 Cpn	313384P52	1,836,771.40	228.60	0.00	0.00	1,837,000.00
11/14/24	11/14/24	Mature Long	50,000,000.000	FHLB DISCOUNT NOTE MAT 11/14/24 Cpn	313384P52	49,993,777.78	6,222.22	0.00	0.00	50,000,000.00
11/14/24	11/14/24	Mature Long	50,000,000.000	FHLB DISCOUNT NOTE MAT 11/14/24 Cpn	313384P52	49,993,777.78	6,222.22	0.00	0.00	50,000,000.00
11/14/24	11/14/24	Mature Long	50,000,000.000	FHLB DISCOUNT NOTE MAT 11/14/24 Cpn	313384P52	49,993,777.78	6,222.22	0.00	0.00	50,000,000.00
11/14/24	11/14/24	Mature Long	50,000,000.000	FHLB DISCOUNT NOTE MAT 11/14/24 Cpn	313384P52	49,993,777.78	6,222.22	0.00	0.00	50,000,000.00
11/14/24	11/14/24	Mature Long	46,890,000.000	FHLB DISCOUNT NOTE MAT 11/14/24 Cpn	313384P52	46,884,164.80	5,835.20	0.00	0.00	46,890,000.00
11/14/24	11/14/24	Mature Long	50,000,000.000	FHLB DISCOUNT NOTE MAT 11/14/24 Cpn	313384P52	49,993,777.78	6,222.22	0.00	0.00	50,000,000.00
11/14/24	11/14/24	Mature Long	50,000,000.000	FHLB DISCOUNT NOTE MAT 11/14/24 Cpn	313384P52	49,993,777.78	6,222.22	0.00	0.00	50,000,000.00
11/14/24	11/14/24	Mature Long	20,634,000.000	FHLB DISCOUNT NOTE MAT 11/14/24 Cpn	313384P52	20,631,432.21	2,567.79	0.00	0.00	20,634,000.00
11/14/24	11/14/24	Mature Long	21,565,000.000	FHLB DISCOUNT NOTE MAT 11/14/24 Cpn	313384P52	21,562,316.36	2,683.64	0.00	0.00	21,565,000.00

TRANSACTIONS BY TYPE

Account Name: L.A. CARE HEALTH PLAN

11/01/2024
through 11/30/2024

Tr Date	St Date	Transaction Type	Units	Description	Proceeds / (Cost)	Accrued Interest (Purch) or Sold	G/L < 1 Yr Amort Cost	G/L > 1 Yr Amort Cost	Total Amount
11/14/24	11/14/24	Mature Long	40,000,000.000	MARS INC CP 144A MAT 11/14/24 Cpn 57167ELE6	39,813,333.33	186,666.67	0.00	0.00	40,000,000.00
11/15/24	11/15/24	Mature Long	25,000,000.000	NOVARTIS FINANCE CP 144A MAT 11/15/24 Cpn 6698M4LF7	24,977,979.17	22,020.83	0.00	0.00	25,000,000.00
11/15/24	11/15/24	Mature Long	25,000,000.000	NATL SEC CLEARING CP 144A MAT 11/15/24 Cpn 63763PLF4	24,880,750.00	119,250.00	0.00	0.00	25,000,000.00
11/15/24	11/15/24	Mature Long	30,000,000.000	SUMITOMO MITSUI CP 144A MAT 11/15/24 Cpn 86563GLF7	29,973,458.33	26,541.67	0.00	0.00	30,000,000.00
11/18/24	11/18/24	Mature Long	50,000,000.000	FHLB DISCOUNT NOTE MAT 11/18/24 Cpn 313384P94	49,975,555.56	24,444.44	0.00	0.00	50,000,000.00
11/18/24	11/18/24	Mature Long	50,000,000.000	FHLB DISCOUNT NOTE MAT 11/18/24 Cpn 313384P94	49,975,555.56	24,444.44	0.00	0.00	50,000,000.00
11/18/24	11/18/24	Mature Long	50,000,000.000	FHLB DISCOUNT NOTE MAT 11/18/24 Cpn 313384P94	49,975,555.56	24,444.44	0.00	0.00	50,000,000.00
11/18/24	11/18/24	Mature Long	50,000,000.000	FHLB DISCOUNT NOTE MAT 11/18/24 Cpn 313384P94	49,975,555.56	24,444.44	0.00	0.00	50,000,000.00
11/18/24	11/18/24	Mature Long	40,000,000.000	FHLB DISCOUNT NOTE MAT 11/18/24 Cpn 313384P94	39,980,444.44	19,555.56	0.00	0.00	40,000,000.00
11/18/24	11/18/24	Mature Long	50,000,000.000	FHLB DISCOUNT NOTE MAT 11/18/24 Cpn 313384P94	49,975,555.56	24,444.44	0.00	0.00	50,000,000.00
11/19/24	11/19/24	Mature Long	40,000,000.000	U.S. TREASURY BILL MAT 11/19/24 Cpn 912797MC8	39,970,320.00	29,680.00	0.00	0.00	40,000,000.00
11/19/24	11/19/24	Mature Long	50,000,000.000	U.S. TREASURY BILL MAT 11/19/24 Cpn 912797MC8	49,962,900.00	37,100.00	0.00	0.00	50,000,000.00
11/19/24	11/19/24	Mature Long	10,000,000.000	U.S. TREASURY BILL MAT 11/19/24 Cpn 912797MC8	9,993,797.92	6,202.08	0.00	0.00	10,000,000.00

TRANSACTIONS BY TYPE

Account Name: L.A. CARE HEALTH PLAN

11/01/2024
through 11/30/2024

Tr Date	St Date	Transaction Type	Units	Description		Proceeds / (Cost)	Accrued Interest (Purch) or Sold	G/L < 1 Yr Amort Cost	G/L > 1 Yr Amort Cost	Total Amount
11/19/24	11/19/24	Mature Long	50,000,000.000	U.S. TREASURY BILL MAT 11/19/24 Cpn	912797MC8	49,968,989.58	31,010.42	0.00	0.00	50,000,000.00
11/19/24	11/19/24	Mature Long	50,000,000.000	U.S. TREASURY BILL MAT 11/19/24 Cpn	912797MC8	49,968,989.58	31,010.42	0.00	0.00	50,000,000.00
11/19/24	11/19/24	Mature Long	50,000,000.000	FHLB DISCOUNT NOTE MAT 11/19/24 Cpn	313384Q28	49,993,777.78	6,222.22	0.00	0.00	50,000,000.00
11/19/24	11/19/24	Mature Long	50,000,000.000	FHLB DISCOUNT NOTE MAT 11/19/24 Cpn	313384Q28	49,993,777.78	6,222.22	0.00	0.00	50,000,000.00
11/19/24	11/19/24	Mature Long	50,000,000.000	FHLB DISCOUNT NOTE MAT 11/19/24 Cpn	313384Q28	49,993,777.78	6,222.22	0.00	0.00	50,000,000.00
11/20/24	11/20/24	Mature Long	40,000,000.000	CATERPILLAR FIN CP MAT 11/20/24 Cpn	14912DLL1	39,994,944.44	5,055.56	0.00	0.00	40,000,000.00
11/20/24	11/20/24	Mature Long	50,000,000.000	FHLB DISCOUNT NOTE MAT 11/20/24 Cpn	313384Q36	49,993,750.00	6,250.00	0.00	0.00	50,000,000.00
11/20/24	11/20/24	Mature Long	50,000,000.000	FHLB DISCOUNT NOTE MAT 11/20/24 Cpn	313384Q36	49,993,750.00	6,250.00	0.00	0.00	50,000,000.00
11/20/24	11/20/24	Mature Long	50,000,000.000	FHLB DISCOUNT NOTE MAT 11/20/24 Cpn	313384Q36	49,993,750.00	6,250.00	0.00	0.00	50,000,000.00
11/20/24	11/20/24	Mature Long	50,000,000.000	FHLB DISCOUNT NOTE MAT 11/20/24 Cpn	313384Q36	49,993,750.00	6,250.00	0.00	0.00	50,000,000.00
11/20/24	11/20/24	Mature Long	50,000,000.000	FHLB DISCOUNT NOTE MAT 11/20/24 Cpn	313384Q36	49,993,750.00	6,250.00	0.00	0.00	50,000,000.00
11/20/24	11/20/24	Mature Long	50,000,000.000	FHLB DISCOUNT NOTE MAT 11/20/24 Cpn	313384Q36	49,993,750.00	6,250.00	0.00	0.00	50,000,000.00
11/20/24	11/20/24	Mature Long	19,000,000.000	ILLINOIS TOOL WORKS CP 144A MAT 11/20/24 Cpn	4523ELLL7	18,997,598.61	2,401.39	0.00	0.00	19,000,000.00

TRANSACTIONS BY TYPE

Account Name: L.A. CARE HEALTH PLAN

11/01/2024
through 11/30/2024

Tr Date	St Date	Transaction Type	Units	Description	Proceeds / (Cost)	Accrued Interest (Purch) or Sold	G/L < 1 Yr Amort Cost	G/L > 1 Yr Amort Cost	Total Amount
11/21/24	11/21/24	Mature Long	36,500,000.000	AUTOMATIC DATA CP 144A MAT 11/21/24 Cpn 0530A2LM0	36,495,366.53	4,633.47	0.00	0.00	36,500,000.00
11/21/24	11/21/24	Mature Long	38,500,000.000	U.S. TREASURY BILL MAT 11/21/24 Cpn 912797LE5	38,462,437.26	37,562.74	(0.00)	0.00	38,500,000.00
11/21/24	11/21/24	Mature Long	50,000,000.000	U.S. TREASURY BILL MAT 11/21/24 Cpn 912797LE5	49,951,217.22	48,782.78	0.00	0.00	50,000,000.00
11/21/24	11/21/24	Mature Long	40,000,000.000	CREDIT AGRICOLE CP MAT 11/21/24 Cpn 22533TLM6	39,964,455.56	35,544.44	0.00	0.00	40,000,000.00
11/21/24	11/21/24	Mature Long	50,000,000.000	CATERPILLAR FIN CP MAT 11/21/24 Cpn 14912DLM9	49,993,652.78	6,347.22	0.00	0.00	50,000,000.00
11/21/24	11/21/24	Mature Long	37,500,000.000	FHLB DISCOUNT NOTE MAT 11/21/24 Cpn 313384Q44	37,462,500.00	37,500.00	0.00	0.00	37,500,000.00
11/21/24	11/21/24	Mature Long	50,000,000.000	FHLB DISCOUNT NOTE MAT 11/21/24 Cpn 313384Q44	49,993,750.00	6,250.00	0.00	0.00	50,000,000.00
11/21/24	11/21/24	Mature Long	50,000,000.000	FHLB DISCOUNT NOTE MAT 11/21/24 Cpn 313384Q44	49,993,750.00	6,250.00	0.00	0.00	50,000,000.00
11/21/24	11/21/24	Mature Long	50,000,000.000	FHLB DISCOUNT NOTE MAT 11/21/24 Cpn 313384Q44	49,993,750.00	6,250.00	0.00	0.00	50,000,000.00
11/21/24	11/21/24	Mature Long	50,000,000.000	FHLB DISCOUNT NOTE MAT 11/21/24 Cpn 313384Q44	49,993,750.00	6,250.00	0.00	0.00	50,000,000.00
11/21/24	11/21/24	Mature Long	25,000,000.000	SOUTHERN CALIF GAS CP 144A MAT 11/21/24 Cpn 84243LLM4	24,996,826.39	3,173.61	0.00	0.00	25,000,000.00
11/22/24	11/22/24	Mature Long	35,000,000.000	FHLB DISCOUNT NOTE MAT 11/22/24 Cpn 313384Q51	34,995,625.00	4,375.00	0.00	0.00	35,000,000.00
11/22/24	11/22/24	Mature Long	50,000,000.000	FHLB DISCOUNT NOTE MAT 11/22/24 Cpn 313384Q51	49,993,750.00	6,250.00	0.00	0.00	50,000,000.00

TRANSACTIONS BY TYPE

Account Name: L.A. CARE HEALTH PLAN

11/01/2024
through 11/30/2024

Tr Date	St Date	Transaction Type	Units	Description	Proceeds / (Cost)	Accrued Interest (Purch) or Sold	G/L < 1 Yr Amort Cost	G/L > 1 Yr Amort Cost	Total Amount
11/22/24	11/22/24	Mature Long	50,000,000.000	FHLB DISCOUNT NOTE MAT 11/22/24 Cpn 313384Q51	49,993,750.00	6,250.00	0.00	0.00	50,000,000.00
11/22/24	11/22/24	Mature Long	50,000,000.000	FHLB DISCOUNT NOTE MAT 11/22/24 Cpn 313384Q51	49,993,750.00	6,250.00	0.00	0.00	50,000,000.00
11/22/24	11/22/24	Mature Long	50,000,000.000	FHLB DISCOUNT NOTE MAT 11/22/24 Cpn 313384Q51	49,993,750.00	6,250.00	0.00	0.00	50,000,000.00
11/22/24	11/22/24	Mature Long	50,000,000.000	FHLB DISCOUNT NOTE MAT 11/22/24 Cpn 313384Q51	49,993,750.00	6,250.00	0.00	0.00	50,000,000.00
11/22/24	11/22/24	Mature Long	50,000,000.000	FHLB DISCOUNT NOTE MAT 11/22/24 Cpn 313384Q51	49,993,750.00	6,250.00	0.00	0.00	50,000,000.00
11/22/24	11/22/24	Mature Long	50,000,000.000	FHLB DISCOUNT NOTE MAT 11/22/24 Cpn 313384Q51	49,993,750.00	6,250.00	0.00	0.00	50,000,000.00
11/25/24	11/25/24	Mature Long	30,000,000.000	FHLB DISCOUNT NOTE MAT 11/25/24 Cpn 313384Q85	29,988,750.00	11,250.00	0.00	0.00	30,000,000.00
11/25/24	11/25/24	Mature Long	50,000,000.000	FHLB DISCOUNT NOTE MAT 11/25/24 Cpn 313384Q85	49,981,250.00	18,750.00	0.00	0.00	50,000,000.00
11/25/24	11/25/24	Mature Long	50,000,000.000	FHLB DISCOUNT NOTE MAT 11/25/24 Cpn 313384Q85	49,981,250.00	18,750.00	0.00	0.00	50,000,000.00
11/25/24	11/25/24	Mature Long	13,500,000.000	ILLINOIS TOOL WORKS CP 144A MAT 11/25/24 Cpn 4523ELLR4	13,470,993.75	29,006.25	0.00	0.00	13,500,000.00
11/25/24	11/25/24	Mature Long	20,000,000.000	PACCAR FINANCIAL CP MAT 11/25/24 Cpn 69372ALR1	19,987,305.56	12,694.44	0.00	0.00	20,000,000.00
11/26/24	11/26/24	Mature Long	50,000,000.000	U.S. TREASURY BILL MAT 11/26/24 Cpn 912797MD6	49,925,458.33	74,541.67	0.00	0.00	50,000,000.00
11/26/24	11/26/24	Mature Long	50,000,000.000	U.S. TREASURY BILL MAT 11/26/24 Cpn 912797MD6	49,925,458.33	74,541.67	0.00	0.00	50,000,000.00

TRANSACTIONS BY TYPE

Account Name: L.A. CARE HEALTH PLAN

11/01/2024
through 11/30/2024

Tr Date	St Date	Transaction Type	Units	Description		Proceeds / (Cost)	Accrued Interest (Purch) or Sold	G/L < 1 Yr Amort Cost	G/L > 1 Yr Amort Cost	Total Amount
11/26/24	11/26/24	Mature Long	50,000,000.000	U.S. TREASURY BILL MAT 11/26/24 Cpn	912797MD6	49,925,458.33	74,541.67	0.00	0.00	50,000,000.00
11/26/24	11/26/24	Mature Long	20,000,000.000	U.S. TREASURY BILL MAT 11/26/24 Cpn	912797MD6	19,980,122.22	19,877.78	0.00	0.00	20,000,000.00
11/26/24	11/26/24	Mature Long	50,000,000.000	U.S. TREASURY BILL MAT 11/26/24 Cpn	912797MD6	49,950,305.56	49,694.44	0.00	0.00	50,000,000.00
11/26/24	11/26/24	Mature Long	50,000,000.000	U.S. TREASURY BILL MAT 11/26/24 Cpn	912797MD6	49,950,305.56	49,694.44	0.00	0.00	50,000,000.00
11/26/24	11/26/24	Mature Long	10,000,000.000	FHLB DISCOUNT NOTE MAT 11/26/24 Cpn	313384Q93	9,998,750.00	1,250.00	0.00	0.00	10,000,000.00
11/26/24	11/26/24	Mature Long	50,000,000.000	FHLB DISCOUNT NOTE MAT 11/26/24 Cpn	313384Q93	49,993,750.00	6,250.00	0.00	0.00	50,000,000.00
11/26/24	11/26/24	Mature Long	50,000,000.000	FHLB DISCOUNT NOTE MAT 11/26/24 Cpn	313384Q93	49,993,750.00	6,250.00	0.00	0.00	50,000,000.00
11/26/24	11/26/24	Mature Long	50,000,000.000	FHLB DISCOUNT NOTE MAT 11/26/24 Cpn	313384Q93	49,993,750.00	6,250.00	0.00	0.00	50,000,000.00
11/27/24	11/27/24	Mature Long	30,000,000.000	CREDIT AGRICOLE CP MAT 11/27/24 Cpn	22533TLT1	29,996,200.00	3,800.00	0.00	0.00	30,000,000.00
11/27/24	11/27/24	Mature Long	50,000,000.000	FHLB DISCOUNT NOTE MAT 11/27/24 Cpn	313384R27	49,993,791.67	6,208.33	0.00	0.00	50,000,000.00
11/27/24	11/27/24	Mature Long	50,000,000.000	FHLB DISCOUNT NOTE MAT 11/27/24 Cpn	313384R27	49,993,791.67	6,208.33	0.00	0.00	50,000,000.00
11/27/24	11/27/24	Mature Long	50,000,000.000	FHLB DISCOUNT NOTE MAT 11/27/24 Cpn	313384R27	49,993,791.67	6,208.33	0.00	0.00	50,000,000.00
11/27/24	11/27/24	Mature Long	50,000,000.000	FHLB DISCOUNT NOTE MAT 11/27/24 Cpn	313384R27	49,993,791.67	6,208.33	0.00	0.00	50,000,000.00

TRANSACTIONS BY TYPE

Account Name: L.A. CARE HEALTH PLAN

11/01/2024
through 11/30/2024

Tr Date	St Date	Transaction Type	Units	Description		Proceeds / (Cost)	Accrued Interest (Purch) or Sold	G/L < 1 Yr Amort Cost	G/L > 1 Yr Amort Cost	Total Amount
11/29/24	11/29/24	Mature Long	34,577,000.000	FHLB DISCOUNT NOTE MAT 11/29/24 Cpn	313384R43	34,568,394.13	8,605.87	(0.04)	0.00	34,577,000.00
11/29/24	11/29/24	Mature Long	50,000,000.000	FHLB DISCOUNT NOTE MAT 11/29/24 Cpn	313384R43	49,987,555.50	12,444.50	(0.06)	0.00	50,000,000.00
11/29/24	11/29/24	Mature Long	8,800,000.000	FHLB DISCOUNT NOTE MAT 11/29/24 Cpn	313384R43	8,797,809.77	2,190.23	(0.01)	0.00	8,800,000.00
11/29/24	11/29/24	Mature Long	50,000,000.000	FHLB DISCOUNT NOTE MAT 11/29/24 Cpn	313384R43	49,987,555.50	12,444.50	(0.06)	0.00	50,000,000.00
			<u>4,515,193,000.000</u>			<u>4,510,689,574.19</u>	<u>4,503,425.83</u>	<u>(0.16)</u>	<u>0.00</u>	<u>4,515,193,000.00</u>
11/04/24	11/04/24	Withdrawal	(305,000,000.000)	WD MAT	Cpn USD	(305,000,000.00)		(305,000,000.00)	0.00	(305,000,000.00)
11/07/24	11/07/24	Withdrawal	(50,000,000.000)	WD MAT	Cpn USD	(50,000,000.00)		(50,000,000.00)	0.00	(50,000,000.00)
11/12/24	11/12/24	Withdrawal	(50,000,000.000)	WD MAT	Cpn USD	(50,000,000.00)		(50,000,000.00)	0.00	(50,000,000.00)
11/14/24	11/14/24	Withdrawal	(60,000,000.000)	WD MAT	Cpn USD	(60,000,000.00)		(60,000,000.00)	0.00	(60,000,000.00)
11/15/24	11/15/24	Withdrawal	(160,000,000.000)	WD MAT	Cpn USD	(160,000,000.00)		(160,000,000.00)	0.00	(160,000,000.00)
11/19/24	11/19/24	Withdrawal	(40,000,000.000)	WD MAT	Cpn USD	(40,000,000.00)		(40,000,000.00)	0.00	(40,000,000.00)
11/21/24	11/21/24	Withdrawal	(40,000,000.000)	WD MAT	Cpn USD	(40,000,000.00)		(40,000,000.00)	0.00	(40,000,000.00)
11/22/24	11/22/24	Withdrawal	(300,000,000.000)	WD MAT	Cpn USD	(300,000,000.00)		(300,000,000.00)	0.00	(300,000,000.00)

TRANSACTIONS BY TYPE

Account Name: L.A. CARE HEALTH PLAN

11/01/2024
through 11/30/2024

<i>Tr Date</i>	<i>St Date</i>	<i>Transaction Type</i>	<i>Units</i>	<i>Description</i>		<i>Proceeds / (Cost)</i>	<i>Accrued Interest (Purch) or Sold</i>	<i>G/L < 1 Yr Amort Cost</i>	<i>G/L > 1 Yr Amort Cost</i>	<i>Total Amount</i>
11/26/24	11/26/24	Withdrawal	(170,000,000.000)	WD MAT	Cpn	USD	(170,000,000.00)	(170,000,000.00)	0.00	(170,000,000.00)
11/26/24	11/26/24	Withdrawal	(30,000,000.000)	WD MAT	Cpn	USD	(30,000,000.00)	(30,000,000.00)	0.00	(30,000,000.00)
11/27/24	11/27/24	Withdrawal	(70,000,000.000)	WD MAT	Cpn	USD	(70,000,000.00)	(70,000,000.00)	0.00	(70,000,000.00)
			<u>(1,275,000,000.000)</u>				<u>(1,275,000,000.00)</u>	<u>(1,275,000,000.00)</u>	<u>0.00</u>	<u>(1,275,000,000.00)</u>

TRANSACTIONS BY TYPE

Account Name: L.A. CARE HEALTH PLAN-LOW DURATION PORT

11/01/2024
through 11/30/2024

Tr Date	St Date	Transaction Type	Units	Description	Proceeds / (Cost)	Accrued Interest (Purch) or Sold	G/L < 1 Yr Amort Cost	G/L > 1 Yr Amort Cost	Total Amount
11/06/24	11/07/24	Buy	965,000.000	U.S. TREASURY NOTE MAT 10/31/26 Cpn 4.13 91282CLS8	(962,059.77)	(769.73)	0.00	0.00	(962,829.50)
11/26/24	11/27/24	Buy	1,930,000.000	U.S. TREASURY NOTE MAT 10/31/29 Cpn 4.13 91282CLR0	(1,922,988.67)	(5,937.95)	0.00	0.00	(1,928,926.62)
11/29/24	11/29/24	Buy	965,000.000	U.S. TREASURY NOTE MAT 10/31/29 Cpn 4.13 91282CLR0	(966,507.81)	(3,188.90)	0.00	0.00	(969,696.71)
			<u>3,860,000.000</u>		<u>(3,851,556.25)</u>	<u>(9,896.58)</u>	<u>0.00</u>	<u>0.00</u>	<u>(3,861,452.83)</u>
11/01/24	11/01/24	Coupon		CA LOS ANGELES MUNI IMPT COR MAT 11/01/24 Cpn 0.89 544587Y44		2,225.00	0.00	0.00	2,225.00
11/01/24	11/01/24	Coupon		CA LOS ANGELES MUNI IMPT COR MAT 11/01/25 Cpn 0.95 5445872T4		1,704.60	0.00	0.00	1,704.60
11/07/24	11/07/24	Coupon		FNMA MAT 11/07/25 Cpn 0.50 3135G06G3		1,025.00	0.00	0.00	1,025.00
11/15/24	11/15/24	Coupon		BAAT 2023-2A A3 CAR 144A MAT 06/15/28 Cpn 5.74 06054YAC1		3,348.33	0.00	0.00	3,348.33
11/15/24	11/15/24	Coupon		BAAT 2024-1A A3 CAR 144A MAT 11/15/28 Cpn 5.35 09709AAC6		4,458.33	0.00	0.00	4,458.33
11/15/24	11/15/24	Coupon		BACCT 2023-A2 A2 CARD MAT 11/15/28 Cpn 4.98 05522RDH8		2,075.00	0.00	0.00	2,075.00
11/15/24	11/15/24	Coupon		CARMX 2021-2 A3 AUTO MAT 02/17/26 Cpn 0.52 14314QAC8		13.27	0.00	0.00	13.27
11/15/24	11/15/24	Coupon		CARMX 2021-3 A3 CAR MAT 06/15/26 Cpn 0.55 14317DAC4		91.14	0.00	0.00	91.14
11/15/24	11/15/24	Coupon		CARMX 2023-3 A3 CAR MAT 05/15/28 Cpn 5.28 14319BAC6		3,520.00	0.00	0.00	3,520.00

TRANSACTIONS BY TYPE

Account Name: L.A. CARE HEALTH PLAN-LOW DURATION PORT

11/01/2024
through 11/30/2024

Tr Date	St Date	Transaction Type	Units	Description	Proceeds / (Cost)	Accrued Interest (Purch) or Sold	G/L < 1 Yr Amort Cost	G/L > 1 Yr Amort Cost	Total Amount
11/15/24	11/15/24	Coupon		CARMX 2023-4 A3 CAR MAT 07/17/28 Cpn 6.00 14318XAC9		1,500.00	0.00	0.00	1,500.00
11/15/24	11/15/24	Coupon		CARMX 2023-4 A3 CAR MAT 07/17/28 Cpn 6.00 14318XAC9		2,500.00	0.00	0.00	2,500.00
11/15/24	11/15/24	Coupon		CARMX 2024-A3 CAR MAT 10/16/28 Cpn 4.92 14318WAD9		2,460.00	0.00	0.00	2,460.00
11/15/24	11/15/24	Coupon		CARMX 2024-3 A3 CAR MAT 07/16/29 Cpn 4.89 14319GAD3		2,852.50	0.00	0.00	2,852.50
11/15/24	11/15/24	Coupon		COPAR 2023-2 A3 CAR MAT 06/15/28 Cpn 5.82 14044EAD0		3,395.00	0.00	0.00	3,395.00
11/15/24	11/15/24	Coupon		FORDF 2023-1 A1 FLOOR 144A MAT 05/15/28 Cpn 4.92 34528QHV9		2,870.00	0.00	0.00	2,870.00
11/15/24	11/15/24	Coupon		FORDF 2023-1 A1 FLOOR 144A MAT 05/15/28 Cpn 4.92 34528QHV9		820.00	0.00	0.00	820.00
11/15/24	11/15/24	Coupon		FORDF 2024-3 A1 FLOOR 144A MAT 09/15/29 Cpn 4.30 34528QJK1		4,419.44	0.00	0.00	4,419.44
11/15/24	11/15/24	Coupon		FORDO 2023-B A3 CAR MAT 05/15/28 Cpn 5.23 344930AD4		2,615.00	0.00	0.00	2,615.00
11/15/24	11/15/24	Coupon		FORDO 2023-C A3 CAR MAT 09/15/28 Cpn 5.53 344940AD3		2,304.17	0.00	0.00	2,304.17
11/15/24	11/15/24	Coupon		GFORT 2023-1 A1 FLOOR 144A MAT 06/15/28 Cpn 5.34 361886CR3		4,005.00	0.00	0.00	4,005.00
11/15/24	11/15/24	Coupon		HART 2023-C A3 CAR MAT 10/16/28 Cpn 5.54 44918CAD4		1,385.00	0.00	0.00	1,385.00
11/15/24	11/15/24	Coupon		JDOT 2023-B A3 EQP MAT 03/15/28 Cpn 5.18 477920AC6		3,237.50	0.00	0.00	3,237.50

TRANSACTIONS BY TYPE

Account Name: L.A. CARE HEALTH PLAN-LOW DURATION PORT

11/01/2024
through 11/30/2024

Tr Date	St Date	Transaction Type	Units	Description	Proceeds / (Cost)	Accrued Interest (Purch) or Sold	G/L < 1 Yr Amort Cost	G/L > 1 Yr Amort Cost	Total Amount
11/15/24	11/15/24	Coupon		JDOT 2024-A A3 EQP MAT 11/15/28 Cpn 4.96 47800RAD5		2,893.33	0.00	0.00	2,893.33
11/15/24	11/15/24	Coupon		JDOT 2024-B A3 EQP MAT 03/15/29 Cpn 5.20 47786WAD2		3,033.33	0.00	0.00	3,033.33
11/15/24	11/15/24	Coupon		KUBOTA 2021-2A A3 EQP 144A MAT 11/17/25 Cpn 0.56 50117XAE2		58.79	0.00	0.00	58.79
11/15/24	11/15/24	Coupon		KCOT 2023-2A A3 EQP 144A MAT 01/18/28 Cpn 5.28 500945AC4		2,200.00	0.00	0.00	2,200.00
11/15/24	11/15/24	Coupon		MBALT 2024-A A3 LEASE MAT 01/18/28 Cpn 5.32 58770JAD6		3,103.33	0.00	0.00	3,103.33
11/15/24	11/15/24	Coupon		NMOTR 2024-B A FLOORPLAN 144A MAT 02/15/29 Cpn 5.05 65479VAB2		2,525.00	0.00	0.00	2,525.00
11/15/24	11/15/24	Coupon		TAOT 2023-D A3 CAR MAT 08/15/28 Cpn 5.54 89239FAD4		1,846.67	0.00	0.00	1,846.67
11/15/24	11/15/24	Coupon		CA UNIVERSITY OF CALIFORNIA T MAT 05/15/25 Cpn 0.93 91412HFM0		3,498.75	0.00	0.00	3,498.75
11/15/24	11/15/24	Coupon		WOART 2022-B A3 CAR MAT 03/15/28 Cpn 3.44 98163QAE9		1,433.33	0.00	0.00	1,433.33
11/16/24	11/16/24	Coupon		GMCAR 2021-2 A3 CAR MAT 04/16/26 Cpn 0.51 380149AC8		5.14	0.00	0.00	5.14
11/17/24	11/17/24	Coupon		FORDF 2024-1 A1 FLOORPLAN 144 MAT 04/15/29 Cpn 5.29 34528QJA3		3,967.50	0.00	0.00	3,967.50
11/18/24	11/18/24	Coupon		HAROT 2023-3 A3 CAR MAT 02/18/28 Cpn 5.41 43815QAC1		1,127.08	0.00	0.00	1,127.08
11/20/24	11/20/24	Coupon		EFF 2024-3 A3 FLEET 144A MAT 08/21/28 Cpn 4.98 29375QAC2		2,075.00	0.00	0.00	2,075.00

TRANSACTIONS BY TYPE

Account Name: L.A. CARE HEALTH PLAN-LOW DURATION PORT

11/01/2024
through 11/30/2024

Tr Date	St Date	Transaction Type	Units	Description	Proceeds / (Cost)	Accrued Interest (Purch) or Sold	G/L < 1 Yr Amort Cost	G/L > 1 Yr Amort Cost	Total Amount
11/20/24	11/20/24	Coupon		TMUST 2024-2 A PHONE 144A MAT 05/21/29 Cpn 4.25 87268CAA5		1,936.11	0.00	0.00	1,936.11
11/25/24	11/25/24	Coupon		BMWLT 2024-1 A3 LEASE MAT 03/25/27 Cpn 4.98 05611UAD5		2,905.00	0.00	0.00	2,905.00
11/25/24	11/25/24	Coupon		NAVMT 2023-1 A FLOOR 144A MAT 08/25/28 Cpn 6.18 63938PBU2		1,030.00	0.00	0.00	1,030.00
11/25/24	11/25/24	Coupon		NAVMT 2024-1 A FLOOR 144A MAT 04/25/29 Cpn 5.59 63938PBW8		1,863.33	0.00	0.00	1,863.33
11/30/24	11/30/24	Coupon		U.S. TREASURY NOTE MAT 05/31/28 Cpn 3.63 91282CHE4		12,325.00	0.00	0.00	12,325.00
11/30/24	11/30/24	Coupon		U.S. TREASURY NOTE MAT 11/30/27 Cpn 3.88 91282CFZ9		29,643.75	0.00	0.00	29,643.75
11/30/24	11/30/24	Coupon		U.S. TREASURY NOTE MAT 11/30/28 Cpn 4.38 91282CJN2		55,234.38	0.00	0.00	55,234.38
11/30/24	11/30/24	Coupon		U.S. TREASURY NOTE MAT 11/30/28 Cpn 4.38 91282CJN2		30,625.00	0.00	0.00	30,625.00
11/30/24	11/30/24	Coupon		U.S. TREASURY NOTE MAT 05/31/29 Cpn 4.50 91282CKT7		26,550.00	0.00	0.00	26,550.00
						<u>242,704.10</u>	<u>0.00</u>	<u>0.00</u>	<u>242,704.10</u>
11/01/24	11/01/24	Income	3,849.770	STIF INT MAT Cpn USD		3,849.77	0.00	0.00	3,849.77

TRANSACTIONS BY TYPE

Account Name: L.A. CARE HEALTH PLAN-LOW DURATION PORT

11/01/2024
through 11/30/2024

Tr Date	St Date	Transaction Type	Units	Description	Proceeds / (Cost)	Accrued Interest (Purch) or Sold	G/L < 1 Yr Amort Cost	G/L > 1 Yr Amort Cost	Total Amount
11/12/24	11/13/24	Sell Long	400,000.000	GMCAR 2024-1 A3 CAR MAT 12/18/28 Cpn 4.85 36268GAD7	401,218.75	1,455.00	1,281.48	0.00	402,673.75
11/26/24	11/27/24	Sell Long	725,000.000	U.S. TREASURY NOTE MAT 08/31/26 Cpn 0.75 91282CCW9	681,868.16	1,321.82	0.00	(40,952.46)	683,189.98
11/26/24	11/27/24	Sell Long	1,160,000.000	U.S. TREASURY NOTE MAT 09/30/26 Cpn 3.50 91282CLP4	1,143,959.38	6,469.23	(6,213.96)	0.00	1,150,428.61
11/29/24	11/29/24	Sell Long	485,000.000	U.S. TREASURY NOTE MAT 09/30/26 Cpn 0.88 91282CCZ2	456,657.81	699.52	0.00	(27,160.44)	457,357.33
			<u>2,770,000.000</u>		<u>2,683,704.10</u>	<u>9,945.57</u>	<u>(4,932.48)</u>	<u>(68,112.91)</u>	<u>2,693,649.67</u>
11/15/24	11/15/24	Pay Princpl	30,614.450	CARMX 2021-2 A3 AUTO MAT 02/17/26 Cpn 0.52 14314QAC8	30,614.45		0.00	0.30	30,614.45
11/15/24	11/15/24	Pay Princpl	32,576.709	CARMX 2021-3 A3 CAR MAT 06/15/26 Cpn 0.55 14317DAC4	32,576.71		0.00	0.80	32,576.71
11/15/24	11/15/24	Pay Princpl	44,979.033	KUBOTA 2021-2A A3 EQP 144A MAT 11/17/25 Cpn 0.56 50117XAE2	44,979.03		0.00	0.25	44,979.03
11/16/24	11/16/24	Pay Princpl	6,755.326	GMCAR 2021-2 A3 CAR MAT 04/16/26 Cpn 0.51 380149AC8	6,755.33		0.00	0.03	6,755.33
			<u>114,925.518</u>		<u>114,925.52</u>		<u>0.00</u>	<u>1.38</u>	<u>114,925.52</u>
11/01/24	11/01/24	Mature Long	500,000.000	CA LOS ANGELES MUNI IMPT COR MAT 11/01/24 Cpn 0.89 544587Y44	500,000.00		0.00	0.00	500,000.00

LA CARE
Cash Activity by Transaction Type GAAP Basis
Accounting Period From 11/01/2024 To 11/30/2024

Cash Date	Trade/Ex-Date	Settle/Pay Date	Custodian	Cusip	Description	Quantity	Income Amount	Principal Amount	Contributions/Withdrawals	Total Amount
BUY										
11/06/24	11/05/24	11/06/24	TNT77	58769JAW7	MERCEDES-BENZ FIN NA	5,000,000.00	(63,333.33)	(4,970,800.00)	0.00	(5,034,133.33)
11/07/24	11/06/24	11/07/24	TNT77	91282CJN2	UNITED STATES TREASURY NOTE	30,000,000.00	(573,770.49)	(30,098,147.38)	0.00	(30,671,917.87)
11/07/24	11/06/24	11/07/24	TNT77	91282CLR0	UNITED STATES TREASURY NOTE	30,000,000.00	(23,929.56)	(29,787,991.13)	0.00	(29,811,920.69)
11/07/24	11/07/24	11/07/24	TNT77	665278404	NORTHERN INST GOVT MONEY MKT	147,189,056.92	0.00	(147,189,056.92)	0.00	(147,189,056.92)
11/08/24	11/07/24	11/08/24	TNT77	172967LW9	CITIGROUP INC	10,000,000.00	(16,979.17)	(9,773,400.00)	0.00	(9,790,379.17)
11/12/24	11/08/24	11/12/24	TNT77	210518DV5	CONSUMERS ENERGY CO	5,000,000.00	(59,208.33)	(5,062,700.00)	0.00	(5,121,908.33)
11/13/24	11/08/24	11/13/24	TNT77	68233JCV4	ONCOR ELECTRIC DELIVERY	10,000,000.00	0.00	(9,980,900.00)	0.00	(9,980,900.00)
11/15/24	11/06/24	11/15/24	TNT77	91282CLX7	UNITED STATES TREASURY NOTE	30,000,000.00	0.00	(29,901,663.00)	0.00	(29,901,663.00)
11/15/24	11/12/24	11/15/24	TNT77	14913UUAU4	CATERPILLAR FINL SERVICE	9,500,000.00	0.00	(9,484,515.00)	0.00	(9,484,515.00)
11/15/24	11/12/24	11/15/24	TNT77	58769JBA4	MERCEDES-BENZ FIN NA	5,000,000.00	0.00	(4,996,300.00)	0.00	(4,996,300.00)
11/15/24	11/14/24	11/15/24	TNT77	61747YFF7	MORGAN STANLEY	10,000,000.00	(174,065.28)	(10,189,500.00)	0.00	(10,363,565.28)
11/20/24	11/13/24	11/20/24	TNT77	375558CB7	GILEAD SCIENCES INC	8,000,000.00	0.00	(7,999,040.00)	0.00	(7,999,040.00)
11/25/24	11/20/24	11/25/24	TNT77	10373QCB4	BP CAP MARKETS AMERICA	9,000,000.00	0.00	(9,000,000.00)	0.00	(9,000,000.00)
TOTAL BUY						308,689,056.92	(911,286.16)	(308,434,013.43)	0.00	(309,345,299.59)
CONTRIB										
11/04/24	11/04/24	11/04/24	TNT77	CASHCASH6	C-01 RECD BY WIRE	0.00	0.00	0.00	300,000,000.00	300,000,000.00
TOTAL CONTRIB						0.00	0.00	0.00	300,000,000.00	300,000,000.00
DIVIDEND										
11/01/24	11/01/24	11/01/24	TNT77	665278404	NORTHERN INST GOVT MONEY MKT	8,380,174.87	32,716.22	0.00	0.00	32,716.22
TOTAL DIVIDEND						8,380,174.87	32,716.22	0.00	0.00	32,716.22
INTEREST										
11/01/24	11/01/24	11/01/24	TNT77	26884ABF9	ERP OPERATING LP	1,252,000.00	17,841.00	0.00	0.00	17,841.00
11/04/24	11/04/24	11/04/24	TNT77	025816CM9	AMERICAN EXPRESS CO	5,000,000.00	41,250.00	0.00	0.00	41,250.00
11/05/24	11/05/24	11/05/24	TNT77	904764AY3	UNILEVER CAPITAL CORP	7,500,000.00	108,750.00	0.00	0.00	108,750.00
11/13/24	11/13/24	11/13/24	TNT77	771196CF7	ROCHE HOLDINGS INC	2,000,000.00	53,380.00	0.00	0.00	53,380.00
11/14/24	11/14/24	11/14/24	TNT77	00287YBF5	ABBVIE INC	7,000,000.00	148,750.00	0.00	0.00	148,750.00
11/15/24	11/15/24	11/15/24	TNT77	02361DAS9	AMEREN ILLINOIS CO	2,500,000.00	47,500.00	0.00	0.00	47,500.00
11/15/24	11/15/24	11/15/24	TNT77	29736RAS9	ESTEE LAUDER CO INC	5,500,000.00	120,312.50	0.00	0.00	120,312.50

12/4/2024
3:28:25AM
INCPRI2



LA CARE
Cash Activity by Transaction Type GAAP Basis
Accounting Period From 11/01/2024 To 11/30/2024

Cash Date	Trade/Ex-Date	Settle/Pay Date	Custodian	Cusip	Description	Quantity	Income Amount	Principal Amount	Contributions/Withdrawals	Total Amount
11/15/24	11/15/24	11/15/24	TNT77	459200JZ5	IBM CORP	1,250,000.00	20,625.00	0.00	0.00	20,625.00
11/15/24	11/15/24	11/15/24	TNT77	539830BV0	LOCKHEED MARTIN CORP	5,000,000.00	127,500.00	0.00	0.00	127,500.00
11/15/24	11/15/24	11/15/24	TNT77	67021CAM9	NSTAR ELECTRIC CO	3,500,000.00	56,000.00	0.00	0.00	56,000.00
11/15/24	11/15/24	11/15/24	TNT77	68233JCQ5	ONCOR ELECTRIC DELIVERY	1,000,000.00	21,500.00	0.00	0.00	21,500.00
11/15/24	11/15/24	11/15/24	TNT77	74456QBS4	PUBLIC SERVICE ELECTRIC	1,500,000.00	22,500.00	0.00	0.00	22,500.00
11/15/24	11/15/24	11/15/24	TNT77	927804GH1	VIRGINIA ELEC & POWER CO	3,100,000.00	58,125.00	0.00	0.00	58,125.00
11/16/24	11/16/24	11/16/24	TNT77	89236TMF9	TOYOTA MOTOR CREDIT CORP	3,500,000.00	88,375.00	0.00	0.00	88,375.00
TOTAL INTEREST						49,602,000.00	932,408.50	0.00	0.00	932,408.50
SELL										
11/07/24	11/07/24	11/07/24	TNT77	665278404	NORTHERN INST GOVT MONEY MKT	8,380,174.87	0.00	8,380,174.87	0.00	8,380,174.87
TOTAL SELL						8,380,174.87	0.00	8,380,174.87	0.00	8,380,174.87
GRAND TOTAL						375,051,406.66	53,838.56	(300,053,838.56)	300,000,000.00	0.00
Avg Date 7										



Board of Governors
MOTION SUMMARY

Date: January 22, 2025

Motion No. FIN 102.0225

Committee: Finance & Budget

Chairperson: Stephanie Booth, MD

Requesting Department: Facilities Services

Issue: Approval of the tenant improvement design, construction, and Information Technology (IT) audio-visual conferencing equipment budget to build-out the hybrid workspace in the 1200 W. 7th Street (Garland) Building.

Background: L.A. Care executed a 10-year lease effective March 1, 2024 at the 1200 W. 7th Street (Garland) building for enterprise administrative offices. Since the pandemic, the workplace environment has changed and industry best practice is to have space designs that accommodate remote work, hybrid work and collaborative meeting spaces. Our architect, Gensler, designed hybrid workspace for floors 1, 5, 6 and 7 that includes permanent workspaces, hoteling spaces and numerous collaborative conferencing rooms. The Construction project encompasses 149,037 sq/ft and will be built by Sierra Pacific Constructors who won a competitive RFP process and is a preferred vendor that also builds our Community Resource Centers.

FIN 104.0324 was approved March 7, 2024 for this project, however, L.A. Care encountered construction delays due to a lease dispute with our landlord. While there are still disputed items in the lease, we have been able to reach agreement on a third amendment to the Lease that allows L.A. Care to contract directly with the Contractor so we have more control over the process and can now proceed with construction without further delay. Staff is seeking authority for the CEO, on a discretionary basis, to enter into contractual agreement(s) for certain professional services to perform capital improvement construction to build-out the tenant improvements on floors 1, 5, 6, and 7 in the 1200 7th Street Building. Because almost 1 year has passed since the job was first bid, our general contractor has had to re-bid the project. The cost to build-out the space includes a 10% contingency to cover potential unknown conditions and/or raw material commodity price increases during the construction period in an amount not to exceed \$48,094,856.

The lease provides for the landlord to pay a Tenant Improvement (TI) Allowance to L.A. Care with a balance of \$23,950,401. There exists a dispute with the landlord on how the TI allowance will be allocated. The Third Amendment identifies this dispute and defines the undisputed and disputed TI allowances. The undisputed TI allowance for floors 1, 5, 6, & 7 is \$7,627,150. The disputed TI allowance is \$16,323,251 which L.A. Care intends to pursue recovery using any and all legal options available. The net construction expense to L.A. Care will be \$40,467,706 less any disputed TI allowance L.A. Care recovers at a later date.

Board of Governors
MOTION SUMMARY

Member Impact: L.A. Care members benefit by enabling staff to efficiently perform their job in professionally designed administrative office space.

Budget Impact: Sufficient funds are in the FY 2024-25-capital budget for this construction project.

Motion: To delegate to Martha Santana-Chin, Chief Executive Officer, discretionary authority to approve vendors and enter into contractual agreements for certain professional services to perform capital improvements and purchase equipment to build-out floors 1, 5, 6 and 7 in the 1200 W. 7th Street building in an amount not to exceed \$48,094,856 which includes a 10% contingency for potential unknown conditions.